

# Resource Management Tool (RMT)

## Summary of Capabilities

Resource Management Tool is designed to provide a highly efficient and effective portal to accomplish PPBES work. It is your “one-stop shop” for improving productivity within your enterprise which brings together in one place all of the data needed to do the job. Resource Management Tool brings you the following capabilities:

- **Program/Budget Formulation Module**— Complete formulation tool that integrates requirements and funding at the installation, MACOM, and HQDA levels. Automatic distribution at SAG level from Probe through the PBG adjustment cycles to the Funding Letter start position
- **Funding Letter Distribution Module**—Distributes Funding Letter changes to ASN/PD/APE/MDEP level of detail. Provides audit trail of PBG to Funding Letter changes
- **Funds Control Module**—Distributes and tracks AFP and allocation to APE/ASN level of detail. Provides cash management, coordinated funding change requests, and integration with PBAS, STANFINS, and DbCAS
- **BEFAM (Budget Execution Funding Adjustment Module)** - Allows HQ, ASNs and Regions to realign/reprogram their Current Fiscal Year Budget Position within the same appropriation
- **Obligation Plan Module (Integrated with Funds Control and DbCAS)**—Provides the capability to develop monthly Obligation Plans at APE/MDEP/EOR level of detail
- **Budget Execution Module (Web-enabled DbCAS)**— Tracks commitments and obligations to programs in a centralized manner. Funds Control edits preclude commitments and obligations from exceeding allotments. Automates funding requests made to the Funds Control Manager
- **Joint Reconciliation Review** – Automated tool for the research and reconciliation of variances in the status of transactions (obligation, accrual and disbursement). Also provides an efficient means of resolving abnormal conditions such as NULO’s and problem disbursements. Liquidates outstanding obligations and automatically updates STANFINS
- **Manpower Module**—Provides integrated “faces, spaces, and dollars” management. Links TAADS, SAMAS, PROBE, MDCPDS, and DCPS changes automatically. Creates simultaneous TAADS and PROBE changes from a single source and automatically updates the FIMSA database with official TDA changes
- **Multi-Cycle Requirements/UFR, Identification, and Prioritization Module**— Identifies, coordinates, and prioritizes new requirements for Funding Letter, mid-year, POM, and year-end cycles from installation to HQDA. Allows “what-if” funding drills for multiple purposes and levels
- **Web-Enabled MIPR Module**—Creates, saves, and sends MIPR documents to other organizations and agencies electronically. Prior to issuance, verifies available funding levels and obligates MIPR-ed amounts. On acceptance, records funding level and type of funds
- **Reporting Module**—Provides pivot ad hoc and pre-defined query capability from single or multiple data sources. Portal feature allows user customization of important queries. Reports are exportable to Excel. Additional standard reports are provided that mimic those created by STAMIS
- **System Administration Module**—Manages user accounts and performs database administration
- **OnLine Help Module**— Provides an extensive, searchable, keyword-based online help feature

# System Architecture

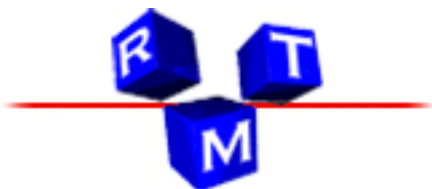
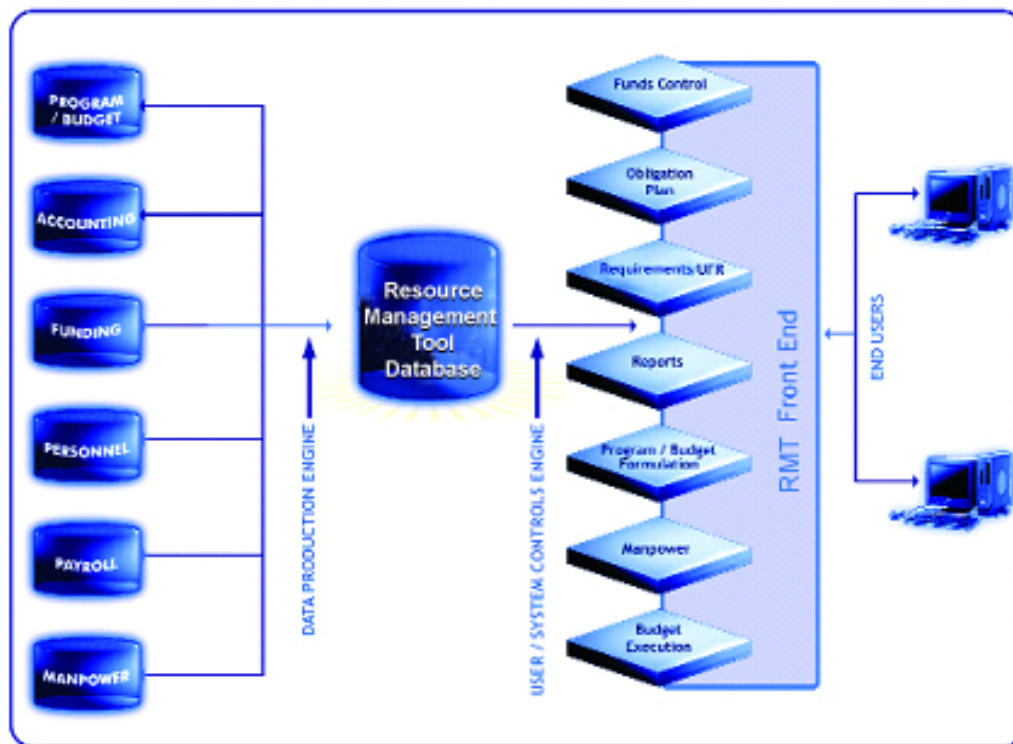
RMT is a scalable, database-driven (Oracle) Web-enabled application. It takes advantage of data repository logic and technologies to provide information from several different sources and create logical connections between functional applications.

RMT uses a Web server and a database server to work through standard network connections. RMT can also be accessed via Internet connection to the network for access away from the office. RMT uses a Web-based intranet architecture to deploy applications, and it is designed for use and administration by functional users without contractor maintenance and continued support. Tools such as the RMT query builder allow users to build needed reports and access data without outside support.

RMT has multiple layers of security. Designed to run in an intranet environment, however, it is easily adapted to use Secure Socket Layers for portions of the application being provided outside local networks. RMT includes login and password verification and page-level security to direct validated users to only the information that they are designated to view.

## System Architecture Diagram

---



# Program/Budget Formulation

Program and Budget Formulation leverages HQDA PAE Web Schedules, and allows for the creation and editing of records from the HQDA PROBE database. The Program Budget module provides for the submission of data from the MACOM and PEO levels to HQDA, and allows HQDA to manage and control the flow of data throughout the submission process. The validation process ensures the accuracy of the data imported or entered into the system.

## Key features are:

- Integrated Web schedules
- Uses HQDA validation routines
- Probe distribution capability to ASN level
- Distribution of SAG Funding Letter to ASN/APE/MDEP level of detail
- Provides comprehensive view of Requirements, Funding and Civilian Costing
- Provides the user with the capability to export data in Excel, Word, HTML, and text formats for reporting and analysis purposes
- The web-schedule option provides Schedule 8 creation and consolidation for submission to Headquarters Department of Army Program Analysis and Evaluation (HQDA PA&E)
- Provides requirements for multiple organization levels within a specific budget cycle
- Provides the user the ability to adjust requirements and planned distribution
- The database administration allows administrators to upload the most current funding guidance and administer program adjustments within the organization
- Provides access to funding and manpower data by budget cycle
- Capability to use models in distribution of PBG positions

## Screen Shot

Schedule 8 Dollar - [BKINTER: 2A000000]																			
Display: DELTA																			
This color indicates a record created by TDA.																			
	S	ROC	MDEP	RC	APE	BO	TC	ISSUE	START YR	FY 2003	FY 2004	FY 2005	FY 2006	FY 2007	FY 2008	FY 2009	FY 2010	FY 2011	RI
1	*	2A0	MU1M	OMA	131090000	1	2020	2A0000000	3	0	0	-34215	-18052	-33396	-25547	-23485	-24419	-25520	CHANGE AP
2	*	2A0	MU1M	OMA	131090000	1	2020	2A0000000	3	0	0	34215	18052	33396	25547	23485	24419	25520	CHANGE AP



## Program Budget Webschedules

- Creates and coordinates Schedule 8 changes from the installation level through HQ and prepares them for submission to PAED
- Extensive ad hoc reporting of PROBE position and current Schedule 8 changes
- Validation routines to prepare data for submission

Screen Shot

**Funding Letter Distribution**

FY	SAG	Funding Letter Amount (in \$1,000's)	Remark
2005	131	-90,371	QPSM Funding Letter Adjustments

Distribution Type: Manual

Dist	MOR Program	Adjusted Allocation	Previous Spread	Available Allocation	Funding Letter Spread	New Adjusted Allocation
	Anti-Terrorism/Force Protection(OC)	543,795	-60,865	482,930	0	482,930
	Audio Visual(OA)	46,459	-1,776	44,683	0	44,683
	Base Communications(OD)	71,575	-2,317	69,258	0	69,258
	Base Operations(OB)	2,629,100	226,111	2,855,211	0	2,855,211
	Environmental(OE)	358,778	-6,698	352,080	0	352,080
	Family Programs(OF)	294,055	-11,354	282,701	0	282,701
	Other OMA (OO)	0	0	0	0	0
<b>Total Spread:</b>		<b>0</b>				
<b>Remaining Amount To Spread:</b>		<b>-90,371</b>				

Remarks: QPSM Funding Letter Adjustments

save
return
main

**IMA Visibility**

probe\_bespom0611\_v [Return To Previous](#) | [New Distribution](#)

**Probe:**

DIST	APPN	APE	MDEP	SOURCE	2006	2007	2008	2009	2010	2011
Yes	AFHO	191100	E33H	Funding Letter	7,851	7,118	0	0	0	0

**Distribute to:**

APPN	APE	MDEP
AFHO	191100	E33H

Dollar v

Region	Installation	2006	2007	2008	2009	2010	2011
HQS	HQ IMA, Region Offices and Army Reserve Division	0	0	0	0	0	0
PACIFIC	USAG FORT GREELY	240	219	0	0	0	0
PACIFIC	USAG FORT RICHARDSON	4640	4200	0	0	0	0
PACIFIC	USAG SCHOEFILED BARRACKS	2971	2699	0	0	0	0
<b>Add Installation</b>		<b>Total</b>	7,851	7,118	0	0	0
		<b>Undistributed Amount</b>	0	0	0	0	0

Save



# Funding Letter Distribution

Funding letter allows distribution of the Funding Letter by either ASN or Program to the ASN, APE, MDEP. It maintains an audit trail of adjustments of distribution to ASN/APE/MDEP level of detail.

## Key features are:

- Distribution by ASN or by Program
- Distribution options; proportional or manual
- Documents audit trail
- On screen validation of original President's budget position

## Screen Shot

**Funding Letter Distribution**

FY	SAG	FUNDING LETTER AMOUNT
2005	115	-5000

Spread Type:

PD	APE	MDEP	PresBud PBG	FL Adj Amt	Strawman Tax	Current Allocation	FL Change	Change
99	115012000	WCJT	0	0	1,330	1,330	<input type="text" value="0"/>	1330
99	115012000	WDAC	0	0	550	550	<input type="text" value="0"/>	550
D2	115012000	JATT	0	0	0	0	<input type="text" value="0"/>	0
D2	115012000	WCJT	0	31,605	-1,330	30,275	<input type="text" value="0"/>	30275
D2	115012000	WDAC	11,000	0	-550	10,450	<input type="text" value="0"/>	10450
Total Distributed:							0	
Remaining Amount:							-5000	

Remark:



# BEFAM (Budget Execution Funding Adjustment Module)

BEFAM (Budget Execution Funding Adjustment Module) allows Major Command/OA to maintain an audit trail of all year of execution funding adjustments. It also allows the Command/OA to realign/reprogram their Current Fiscal Year Budget Position within the same appropriation from the highest to the lowest organizational level.

**Key features are:**

- ASN requested adjustments
- Region processing
- Region requested adjustments
- Withholding adjustments
- Ad hoc reporting
- Major Command/OA adjustments
- ASN, APE, MDEP level adjustments
- Current position report
- Major Command/OA approval

**Screen Shot**

BEFAM Menu : ASN

Draft Adjustments

Remarks	Create Date
No Remarks	2/22/2005 8:35:11 AM
No Remarks	2/22/2005 8:37:12 AM
No Remarks	3/23/2005 3:09:54 PM

Return to Search	FY	APPN	REGION	ASN	SAG	APE/MDEP	INITIAL DATE	ASN Status	REGION Status	IMA/HQ Status
	2005	All	All	All	All	All		All	All	All

New ASN Adjustment

IMA/HQ		REGION		ASN		
<div>Recall</div>	Date:3/24/2005	Status:Received	B4: SOUTHEAST	Status:Concur	B4AJ:USAG FORT MCPHERSON	Status:Submitted
<div>View</div>	No Remarks		ASN Transaction concurred		ASN transaction	
	(FY:FT:APPN:LIMIT):2005:D:2020:0000					
	Reduce:	(10.0)	Plus:	10.0	Net:	0.0
	ASN Initiated Adjustment					



# Funds Control

Funds Control enables users at various levels of the organization to manage requests for additional funds and coordinate these requests. Funds Control also allows for organizations to submit requirements electronically. Integration of PBAS with RMT allows for the issuance and confirmation of FAD's within the RMT tool. Duplicate data entry is thus eliminated and the need for legacy systems is reduced.

---

## Key features are:

- Funds distribution initial authorization, changes, and fund release capability
- ABO-MACOM-ASN-PD-Ledger distribution of AFP/Allotment
- Allows for coordinated funding change requests
- Generates funds authorization documents
- Audit trails
- Capability to query audit changes
- Automated feed to accounting systems (e.g., STANFINS)
- Automated PBAS update/retrieval
- BEFAM-Funds Control-Budget Execution linkage ensures ironclad fund control
- Allows MACOM to import and manage COA FADs
- Allows the ASN Manager to distribute AFP and Allowance to PDs
- Allows PD Manager to distribute funds to ledgers at the APE/MDEP/APC level

---

## Screen shots

COA FAD Management

COA FAD List

FY:

2005

APPN:

ALL

☒ DIRECT ☐ REIMB

	APPN	TYPE	AMSCO	AFP Total	AFP Undistributed	Limit Code	Limit Total	Limit Undistributed
Dist>>	0100	D	04	\$50,000.00	\$29,000.00	6041	\$0.00	\$0.00
Dist>>	0100	D	04	\$50,000.00	\$50,000.00	6091	\$0.00	\$0.00
Dist>>	0510	D	6	\$61,000.00	\$61,000.00	40K1	\$0.00	\$0.00
Dist>>	0725	D	1911	\$24,520,400.00	\$24,520,399.00		\$0.00	\$0.00
Dist>>	0725	D	1912	\$14,769,600.00	\$14,769,600.00		\$0.00	\$0.00
Dist>>	0725	D	1913	\$14,864,400.00	\$14,789,400.00		\$0.00	\$0.00
Dist>>	0725	D	1914	\$426,000.00	\$426,000.00		\$0.00	\$0.00





ASN

ALL  
102A  
B3A1  
B3A2  
B3A8  
B3A9  
B3AB

AMOUNT To DISTRIBUTE - AFP:

1,000.00

AMOUNT To DISTRIBUTE - Limit:

0

DISTRIBUTION METHOD:

Proportionate

Requirement Source: ☒ PBG ☐ Funding Letter

DISTRIBUTE

Total AFP Distribution: 0.00

Remaining AFP: 2,638,344,874.00

Total Limit Distribution: 0

Remaining Limit: 0.00

Limit Code: 0012

ASN	Current Position	Total AFP	Avail AFP	AFP Change	Revised AFP	Total LIMIT	Avail LIMIT	LIMIT Change	Revised LIMIT
102A	252,246,000.00	55,050,025.00	0.00	0.00	55,050,025.00	0.00	0.00	0.00	0.00
B3A1	4,582,000.00	0.00	0.00	0.00	0.00	0.00	0.00	0.00	0.00
B3A2	6,300,000.00	0.00	2,443,200.00	0.00	0.00	0.00	0.00	0.00	0.00

Remarks:

Distribute Funds

Return

### Distribute Funds To PD

☒ DIRECT ☐ FUNDED REIMB

FY:

2005

APPN:

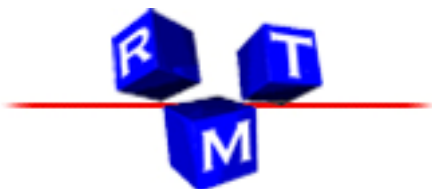
2020

ASN:

102A

	SAG/APE	LIMIT	APC	Total AFP	Undistributed AFP	Total ALLOWANCE	Undistributed ALLOWANCE
Dist>>	1310000		Y11B	\$81,132,385.00	\$0.00	\$80,165,385.00	\$0.00
Dist>>	1310000	0012	Y11C	\$7,800.00	\$88.00	\$7,700.00	\$0.00
Dist>>	1330000		Y11D	\$8,989,100.00	\$0.00	\$8,989,100.00	\$0.00
Dist>>	1350000		Y11E	\$80,500.00	\$464.00	\$80,000.00	\$0.00
Dist>>	3240000		Y11F	\$100.00	\$100.00	\$0.00	\$0.00
Dist>>	4240000		Y11G	\$0.00	\$0.00	\$0.00	\$0.00
	Grand Total			\$90,209,885.00	\$652.00	\$89,242,185.00	\$0.00

Return





# Requirements/Un-funded Requirements

RMT allows for the creation and coordination of requirements and associated funding for both budget and POM years. RMT provides the near real-time capability to confirm that requirements have not been previously funded, or that there is no funding available for additional requirements. Requirements can be captured at object class level of detail to ensure coverage of payroll dollars and other essential priorities. RMT also provides additional “must fund” or “give back” scenarios for significantly enhanced analytical capability and execution control.

---

## Key features are:

- Generates requirements/UFR records for multiple years and cycles
- Three-level coordination and process
- Year-of-execution funding scenarios
- Supports partial funding capability
- Allows distribution to APE/MDEP/APC
- Allows prioritization at all levels
- Provides description, justification and impact details at all levels
- Provides summary level reports
- Tracks status of UFRs
- Can be used as Local PBAC process
- Can be used for “must fund” data calls from higher HQs
- UFR module can be integrated with Funds Control module to ensure accuracy and internal control or with PBG positions to improve the consistency of analysis



# Screen Shots

FY 05 — IMA View									
Filter >> <a href="#">All</a>   <a href="#">Pending</a>   <a href="#">Prioritized</a>   <a href="#">Accepted (but not funded)</a>   <a href="#">Partially Funded</a>   <a href="#">Fully Funded</a>   <a href="#">Transferred To BEFAM</a>   <a href="#">Rejected</a>									
APPN: <input type="text" value="ALL"/> Region: <input type="text" value="ALL"/>									
<input type="button" value="Export All Checked (Excel)"/> <input type="button" value="Print All Checked"/> <input type="button" value="Export All Checked (Word)"/>									
<a href="#">Check All</a> <a href="#">Clear All</a>	<input type="button" value="Add UFR"/>	Status ▼	Garrison (code) ▼	Title ▼	Region ▼	IMA Priority ▼	Requested(\$000)	Funding Complete	LastUpdated
<input type="checkbox"/>		TransferredToBEFAM	Bremerhaven(U99)	<a href="#">Garrison add new ufr fy05 ***</a>	Europe	1	100	Yes	1/19/2005 12:52:28 PM
<input type="checkbox"/>		TransferredToBEFAM	Bremerhaven(U99)	<a href="#">Region copy ufr ***</a>	Europe	5	100	Yes	1/19/2005 12:54:55 PM
<input type="checkbox"/>		TransferredToBEFAM	IMA HQs(101)	<a href="#">IMA new add ***</a>	HQs	2	50	Yes	1/19/2005 12:59:08 PM
<input type="checkbox"/>		TransferredToBEFAM	IMA HQs(101)	<a href="#">Transfer to BEFAM ***</a>	HQs	2	100	Yes	1/21/2005 1:41:58 PM
<input type="checkbox"/>		Partial Funded	USAG Fort Bragg(S02)	<a href="#">Dawg Tix *</a>	Southeast	1	100	No	2/2/2005 2:09:11 PM
<input type="checkbox"/>		Partial Funded	USAG Fort Bragg(S02)	<a href="#">Snow Shoes</a>	Southeast	1	105	No	2/2/2005 2:17:34 PM
<input type="checkbox"/>		Partial Funded	Hanau Area 104th ASG(U07)	<a href="#">Additional supplies for bio-chemical testing for Military</a>	Europe	8	10	No	2/9/2005 9:41:51 AM
<input type="checkbox"/>		Partial Funded	USAG Fort Dix(R01)	<a href="#">1913 Furnishings.**</a>	Reserve	17	65	Yes	2/10/2005 11:23:20 AM
<input type="checkbox"/>		Fully Funded	USAG Fort Richardson(P03)	<a href="#">Light Bulbs.*</a>	Pacific	1	67	Yes	2/10/2005 11:59:14 AM
<input type="checkbox"/>		TransferredToBEFAM	USAG Fort Belvoir(E13)	<a href="#">IT Telecom Upgrade ***</a>	Northeast	2	56	Yes	2/15/2005 2:50:19 PM
<input type="checkbox"/>		Prioritized	USAG Fort Belvoir(E13)	<a href="#">Pave Roads</a>	Northeast	1	245	No	2/15/2005 2:55:57 PM
<input type="checkbox"/>	<input type="button" value="delete"/>	Prioritized	Chieves Area 80th ASG(U04)	<a href="#">this is a brian test *</a>	Europe	1	1,000	No	3/7/2005 11:02:40 AM
* Indicates a UFR created at the IMA level. ** Indicates a UFR created at the Region level. *** Indicates a UFR has been transferred to BEFAM.									

ADD — Unfunded Requirement					
APPN	Region	Garrison	ASN		
0100	Europe	Bremerhaven (U99)	B7AE		
Point of Contact					
	Name	DSN	E-Mail		
Region	<input type="text"/>	<input type="text"/>	<input type="text"/>		
Garrison	<input type="text"/>	<input type="text"/>	<input type="text"/>		
Unfunded Requirement					
Title		Priority	Drop Dead Date (DDD)		
<input type="text"/>		<input type="text"/>	<input type="text"/>		
			(MM/DD/YY)		
Description					
<input type="text"/>					
GWOT		BOS Priority Code			
<input type="radio"/> Yes <input checked="" type="radio"/> No		<input type="text" value="Category 1 - Health &amp; Safety"/>			
Justification					
<input type="text"/>					
Impact					
<input type="text"/>					



# Obligation Plan

Obligation Plan allows users to develop a monthly plan at the APE/MDEP/Object Class level of detail for obligating program dollars. RMT integration establishes funding letter positions as a start point of the plan and automatically updates any new funding provided during the year (i.e., funded requirements/UFR and reprogramming). Budget Officers and Analysts always know current funding levels and can plan accordingly. Obligation Plan also provides a link to Accounting. The Obligation Plan can also be integrated with the Funds Control Module to show the plan as compared to the current distribution of funds.

---

## Key features are:

- Integrated with BEFAM, Fund Control, and execution data
- Automatic updates of funding changes
- Links to Program/Budget data
- Allows for planning at ASN/PD/APE/MDEP/EOR level
- Numerical and graphical data presentation of plan versus execution
- Allows spread to the APE/MDEP/EOR combination
- Provides cumulative and summary reports
- Provides ad-hoc query reports
- Ability to export data to Excel
- Provides status of distribution with visibility at all levels of the organization
- “Straight Line” capability for projects with recurring monthly costs



### Obligation Plan

FY: 2005  
 APPN: ALL  
 Region: ALL  
 ASN: ALL  
 SAG: ALL  
 APE: ALL  
 MDEP: ALL

NOTE: All dollars shown in this page are in thousands(\$000).  
 Report Date: 3/17/2005 11:16:31 AM

[Export To Excel](#)
[Print Format](#)
[Back](#)

Status	APPN	APE	MDEP	Funding Letter	Adjustments (BEFAM)	Current Position	Unspread	Spread
●	0725	191300	E34H	0.0	1,000.0	1,000.0	1,000.0	+
●	0725	192000	E34H	0.0	111,825.0	111,825.0	111,825.0	+
●	0725	191221	E34H	0.0	(7.0)	(7.0)	(7.0)	+
●	0725	191224	E34H	0.0	7.0	7.0	7.0	+
●	0725	194000	E34H	0.0	100,000.0	100,000.0	100,000.0	+

### Obligation Plan

[Back](#)
[Return to APE/MDEP List](#)
[Next](#)

ASN: B7AA  
 APE: 191300  
 MDEP: E34H

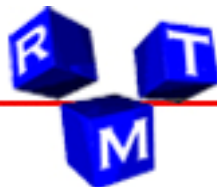
All dollars shown in this page are in thousands(\$000)

Status	FY	Funding Letter	Adjustments (BEFAM)	Current Position	Spread to EORs	Total Remaining
●	2005		1,000.0	1,000.0	0.0	1,000.0

☐ Spread Remainder Across Months

	Oct	Nov	Dec	Jan	Feb	Mar	Apr	May	Jun	Jul	Aug	Sep	Year
Saved Distribution	0	0	0	0	0	0	0	0	0	0	0	0	0
Change Distribution	0	0	0	0	0	0	0	0	0	0	0	0	0
	<a href="#">Add EOR</a> <a href="#">Save</a>												

Note: Remaining distribution must equal zero.



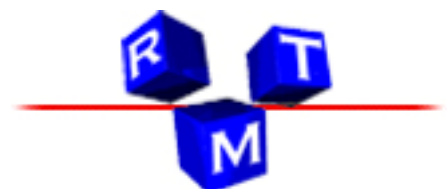
# Budget Execution

Budget Execution allows for the centralized entry and management of commitment and obligation transactions. Electronic submission to DFAS reduces double entry and missed STANFINS updates. Integration with RMT allows for a check of total obligations against funding to verify dollars in correct fund types. Over the course of the year, this reduces un-liquidated obligations and allows for efficient and effective year-end close and an optimal execution of organizational funding.

---

## Key features are:

- Web-based commitment and obligation transactions
- Extensive accounting and payroll reports
- Eliminates dbCAS administrator and split process requirement
- Integration with funding precludes over commitments/obligations
- Audit trail of all commitments, obligations, and expenditures
- Automatic commitment of civilian pay obligations
- Copy feature to create commitments from DFAS obligations
- Supports parent/child relationships
- Allows for PD and ledger management oversight
- Cost transfer capability
- Capability to view funds in assigned ledgers
- Availability for the user to add, edit, or delete records not sent to STANFINS
- Allows cost transfers from one APC/EOR to another



Screen shots

2nd Qtr 3/18/2005						Funding Records		<a href="#">Printable Format</a>	<a href="#">Export To Excel</a>
FY	PD	APPN/SAG	APE	MDEP	Limit	Date	AFP	Allowance	Description
4	EA	2020 / 131	131096	ONMG	0000				
						11/7/2003 6:38:00 AM	58,200.00	25,900.00	Initial AFP/Allot
						11/7/2003 8:27:00 AM	(3,700.00)	0.00	realign funds for initial AFP
						1/26/2004 10:10:00 AM	54,500.00	30,000.00	additional allot/AFP for 1st quarter
						1/26/2004 10:42:00 AM	32,400.00	(1,000.00)	realign of funds
						1/30/2004 8:42:00 AM	0.00	15,000.00	additional allot - 29 jan 04
						2/23/2004 2:57:00 PM	63,600.00	0.00	final AFP distribution
						3/30/2004 8:28:00 AM	0.00	15,000.00	additional allotment
						3/30/2004 9:00:00 AM	0.00	22,300.00	Mar adjustment
						Sub Total	205,000.00	107,200.00	
						Grand Total	205,000.00	107,200.00	

2nd Qtr 3/17/2005

Commitment & Obligation Candidate Input  
Input Add/Copy Mode

FY: 04 APPN: SAG: PD: Limit:

Show All APE/MDEP

APE/MDEP	AFP	Outstanding Commitment	STANFINS Obligation	AFP Available	Allowance	Outstanding SI Commitment	STANFINS Obligation	Allowance Available
/	\$0.00	\$0.00	\$0.00	\$0.00	\$0.00	\$0.00	\$0.00	\$0.00

Look Up APC

Look Up EOR

Mon/Date-Qtr

APC

Project

AMS

MDEP

EOR

TA/LIC/ODC

03 / 17 -2

Document Number

Description

Amount

0.00

Comment I

Comment II

Comment III

SI Candidate ☐

Subject to Availability of Funds ☐

Submit

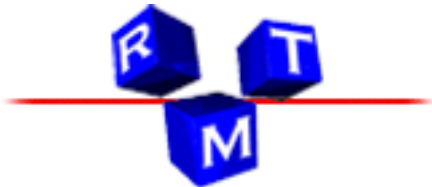
Reset

Return

Request New APC

APC Status

2nd Qtr 3/18/2005				Cost Transfer Records									
Type:	DOC:	Date:	PD:	APC:	EOR:	LedgerID:	PD:	APC:	EOR:	LedgerID:	Status:	Filter	
Received ▾	<input type="text"/>	All ▾	From: <input type="text"/>	<input type="text"/>	<input type="text"/>	<input type="text"/>	To: <input type="text"/>	<input type="text"/>	<input type="text"/>	<input type="text"/>	Pending ▾		
Click "Filter" button to view cost transfer records.													
	FROM				TO				Document # ▾	Date ▾	Amount ▾	Man Hrs ▾	Status ▾
	PD ▾	APC ▾	EOR ▾	Ledger ID ▾	PD ▾	APC ▾	EOR ▾	Ledger ID ▾					
<a href="#">Edit</a>	AB	AM31	26RB	AJ074A	P5				TESTCROSSFY	1201-1	999.99		Pending
<a href="#">Edit</a>	AB	AM44	25FD	AJ0B4D	AB				TESTNUMBER01	1201-1	9,999.99		Pending
<a href="#">Edit</a>	O2	ANBG	233Z	Q20M4D	31				PAOXXXFY040001	1119-1	1,000.00		Pending
<a href="#">Edit</a>	DF	DC26	2540	DL0M4D	DF				AFAFAASF	0920-4	100,000.00		Pending
<a href="#">Edit</a>	KL	NEA1	43PG	KL0C4D	KL				XXXXXXXXXX	0805-4	10.00		Pending



# Manpower

The Manpower module enables the control and verification of manpower allocation and strength levels. Automated tools allow users to reconcile and manage manpower at paragraph and line levels to build an Organizational TDA. Inside the tool, the Organizational TDA can be compared with systems, such as TAADS and MDCPDS, to reveal discrepancies. TDA changes are sent to outside systems automatically to reduce data entry and improve manpower system reconciliation.

---

## Key features are:

- “Faces-to-Spaces” linkage (Manning Documents)
- SAMAS, TAADS, DCPDS, and DCPS reconciliation capability
- Coordinates paragraph/line, C-type, and APC changes for TDA updates
- Concurrent creation of TAADS and SAMAS, changes Schedule 8 and command plan
- Strength and discrepancy reports
- Automatic costing of manpower changes
- Develop and manage authorization (TDA) documents
- Track civilian manpower execution based on organization guidelines
- Comply with established organization and Defense policies and requirements
- Manpower execution displays the official Organization TDA by paragraph and line number
- Allows the user to realign and restructure manpower authorizations in support of the workload
- Database administration capability to access PBG and TAADS
- Creates MDCPDS changes (TA 30 updates)





# Manpower Execution

The purpose of the Manpower Execution sub-module is to allow updates to manning documents and track manpower on-board/end strength data at the UIC level. RMT creates the manning document by automatically matching the personnel (faces) from MDCPDS and to paragraph and line numbers (places) on the most current Manning Document. Users are able to update the manning document on-line to provide management with a current view of the organizational structure.

## Key Features are:

- Links faces from MDCPDS to spaces in the Manning Document
- Tracks civilian and military manpower execution based on organization guidelines
- Provides the ability to update MDCPDS accounting data through table 30 processing
- Provides the ability to manage civilian personnel recruitment actions within Manning Document
- Uses Army business rules and edit tables

## Screen Shot

ORG TDA - UPDATE

MDCPDS File Date: 2/1/2005

Save as FAVORITE

Select RegionB9 - KORO

Select UICW6B1AA - US ARMY SUPPORT GARRISON AREA IV

View

Update

NOTES: \* There are currently 57 personnel records who are not assigned to the appropriate Paragraph and lines as defined by the active TDA, therefore, overhire (OH) values for this UIC will not reflect accurate calculations. Please click [HERE](#) to go into the Unassigned Personnel Report Screen to assign records.

Paragraph Groups: ALL | 101 | 102 | 104 | 111 | 116 | 151 | 201 | 203 | 205 | 301 | 302 | 304 | 401 | 403 | 404 | 405 | 406 | 408 | 410 | 411 | 412 | 501 | 502 | 503 | 504 | 505 | 506 | 507 | 601 | 602 | 603 | 604 | 606 | 607 | 608 | 609 | 610 | 612 | 615 | 701 | 702 | 703 | 704 | 705 | 706 | 707 | 708 | 709 | 711 | 712 | 715 | 815 | 818 | 820 | 824 | 825 | 827 | 840 | 841 | 842 | 843

ACTIONS	PARNO	LN	FULL NAME	TITLE	ST	GR	SRS	RC	CTYPE	BR	APC	AMSCO	MDEP	R REQ	AUTH	REC
REC	101	01	EXE ASST			14	00340		GS			13109660	QNMG	1	1	0
REC	101	02	AT/FP SP			12	00080		GS			13109670	QSEC	13	13	0
REC	101	03	TRANS SVC PROG ADM			12	00301		GS			43473400	VCAP	1	1	0
REC	101	04	AT/FP P			11	00080		GS			43889670	QSEC	4	4	0
REC	101	05	COUNTER DRUG			11	00601		GS			43478900	VCND	1	1	0
REC	101	06	SECY (OA)			05	00310		GS			13109660	QNMG	1	1	0
ADD	101	99				N/A								0	0	0
EDIT	101	99		CIVILIAN MISCONDUCT OFFICER	US (1)	12	00301		101		TBDL	13109660				
101A	EEO															
REC	101A	01	EEO OFF			12	00260		GS			13109660	QNMG	1	1	0
REC	101A	02	EEO SP			11	00260		GS			13109660	QNMG	1	1	0
REC	101A	03	EEO ASST			07	00303		GS			13109660	QNMG	1	0	0



(Total Army Authorization Documentation System)

The TAADS sub-module provides the capability to make changes to all four sections of the TDA by UIC. RMT provides a process which allows for the roll up and approval of changes from lower levels to the Major Command or Operating agency level for coordination and approval.

Key Features are:

- TDA update
- Line group management
- TDA approval and access management
- Capability to create Manpower Schedule 8 records

Screen Shots:

TAAD UPDATE PROCESS

TDA UPDATE  
READ-ONLY ACCESS  
SECTION II (Personnel)

Select CCNUM

Draft TDA 7107 - AA

Select ROC

2A7 - PARO

Select UIC

W4UJAA - FORT RICHARDSON

SECTION I (TDA Narrative)

SECTION II (Personnel)

SECTION III (Equipment)

Submission Form

Current Status: OPEN FOR EDIT (UIC LEVEL)

ALERT: There are currently 363 TDA Lines that have not yet been approved. Please ensure all line changes are approved before submitting UIC up to HQ. Lines that are not approved before UIC is submitted will not be considered a valid TDA change.

Paragraph Groups: ALL001002003004005006007008009010011012014015020022023024025030031032033034035040041042043044050051052053054060061062063064070071072082101102103105106107108109111112114115120122123124125130131132133134135140142143144150151152153154170171172201202203204206207208209210211212214215220222223224225230231233234235240242244250251252253254260270271272800801901902903904905

PARNO Count: 500

ACT ION	L S T A T	A S T A T	P A R N O	P E R L N	PARTL/ PSNTL	G R A D E	UICDR/ POSCO	P P A C O	T P Q O	S A I C 2	A S I 0	L L I C N	B L P R E N C H	I P D E N T T	P P S I R Q	R E T H S T R	A U T H M K 1	P R M K 2	P R M K 3	P R D U I C	A M S C O	S W C C D	M D E P	J D E A L	S C H E D 8	C A F C	M M C					
Additional tools: ADD NEW PARNO TO UICSECTION II DETAIL EXPORTSECTION II DETAIL/PARNO EXPORT																																
A	M	S	E	001	GARRISON CDR	W4UJ11	4A	PA																								
				W4UJAA	001	01	USAG CDR	O6	01A00	6Y				K	Y	Y	Y	1	1			13109660	A91	QNMG		S200	R					
				C	HQ	001												1	1	36									\$100	X		
				W4UJAA	001	02	POST CDR - FRA	O5	01A00						K	Y	Y	Y	1	1			13109660	A91	QNMG		S200	R				
				D	HQ	001												1	1													
				W4UJAA	001	03	USAG CSM	E9	00Z50					NC	I	Y	Y	Y	1	1			13109660	A91	QNMG							
				C	R	001												1	1	11									\$100	X		

Manpower PBG (Schedule 8) Process

Creation of a manpower Schedule 8 generates the dollar counterpart which is used to determine affordability.



Manpower Schedule 8's can be created two ways:

- By modifying of any of the fields on the TDA within the TAADS sub-module, i.e., UIC/CTYPE/APE/MDEP/REQ/AUTH)
- By creating a Schedule 8 record in the PBG sub-module of the Manpower module

Screen Shots

Schedule 8 Manpower - [2A1 - HQ IMA: W6BDAA US ARMY IMA HQ]

Display: DELTA

This color indicates a record created by TDA.

	S	ROC	MDEP	RC	APE	MEMO	BO	TC	CTYPE	UIC	ISSUE	START YR	FY 2003	FY 2004	FY 2005	FY 2006	FY 2007	FY 2008	FY 2009	FY 2010	FY 2011	VX REQ	R
1	*	2A1	XMGH	AAOF	133098000		9	2010		W6BDAA	2A000005	3	0	0	0	0	-3	-3	-3	-3	-3	CC	
2	*	2A1	XMGH	AAOF	133098000		9	2010		W6BDAA	2A000005	3	0	0	0	0	-1	-1	-1	-1	-1	CC	
3	*	2A1	XMGH	AAOF	133098000	D	4	2010		W6BDAA	2A000005	3	0	0	0	0	-3	-3	-3	-3	-3		
4	*	2A1	XMGH	AAOF	133098000	D	4	2010		W6BDAA	2A000005	3	0	0	0	0	-1	-1	-1	-1	-1		
5	*	2A1	XMGH	CUDH	133098000	D	4	2020		W6BDAA	IC2A7401	3	0	0	0	0	-44	0	0	0	0		
6	*	2A1	XMGH	CUDH	144444444	D	4	2020	101	W6BDAA	IC2A7401	3	0	0	0	0	44	0	0	0	0		
7	*	2A1	XMGH	CUDH	133098000		9	2020		W6BDAA	IC2A7401	3	0	0	0	0	-44	0	0	0	0		
8	*	2A1	XMGH	CUDH	144444444		9	2020	101	W6BDAA	IC2A7401	3	0	0	0	0	44	0	0	0	0		
9	*	2A1	SDFG	SDFG	SDFGSDFSD		4	SDFGSD	SDF	W6BDAA	UNTITLED	3	0	0	4	4	4	0	0	0	0	SD	

Import

Edit

Srch/Repl

Issue Data

IMA PBG Zero Sum Transaction

Select for Losing

ROC	MDEP	RC	APE	MEMO	CTYPE	UIC	APPN	PEG	REIMC	REIMS
ALL	ALL	ALL	ALL	ALL	ALL	ALL	ALL	ALL	ALL	ALL

Select for Gaining

ROC	MDEP	RC	APE	MEMO	CTYPE	UIC	APPN	PEG	REIMC	REIMS
ALL	ALL	ALL	ALL	ALL	ALL	ALL	ALL	ALL	ALL	ALL

Filter

Back

Joint Reconciliation Review



The Joint Reconciliation Review application allows for validation of obligated balances and amounts recorded in the accounting system of record used for year-end certification. The application enables documentation of actions taken to resolve abnormal conditions, liquidate outstanding obligations and/or remove invalid obligations.

### Key Features are:

- Report selection based on allotment serial number, program director, appropriation, account processing code and element of expense
- Additional report filtering on document number, age, amount, comment code, negative unliquidated obligations, unliquidated obligations, advances, appropriation refunds receivables, unmatched disbursements, advances, reimbursable receivables, and interest penalties
- Single comment coding and text entry for multiple as well as single selections
- Comment coding and text entry at the major command/operating agency level and below
- Dynamic sort capability
- Capability of creating necessary SI records
- Eliminates requirement to update via DARS and Atlas

### Screen Shots

PD	AMS	ASN	APC	EOE	ODC	DOCNR	OBL AMOUNT	ACC AMOUNT	DISB AMOUNT	DOV	O-DT	A-DT	D-DT	.	Garson	Region	Hdqtrs
Grand Total:							1,620,457,090.09	446,392,414.28	181,018,225.66	Records Selected = 84,648				Multi	Multi	Multi	Multi
		102A	9ADV	21T2	2	MCR6369TB11144	0.00	0.00	346.70	436179	Dec. 29 04	Dec. 29 04	Dec. 21 04	<input type="checkbox"/>	<input type="checkbox"/>	<input type="checkbox"/>	<input type="checkbox"/>
		102A	9ADV	4140	2	ADVTRANSFER04	0.00	0.00	(480.63)	043493	0	0	Nov. 18 04	<input type="checkbox"/>	<input type="checkbox"/>	<input type="checkbox"/>	<input type="checkbox"/>
		102A	9ADV	4140	2	YOU7944PAYROLL	0.00	0.00	(134.61)	955288	0	0	Oct. 20 04	<input type="checkbox"/>	<input type="checkbox"/>	<input type="checkbox"/>	<input type="checkbox"/>
		B4AP	9J2C	2540	2	MIPR5ASOC00002	45,000.00	45,000.00	0.00		Nov. 10 04	Nov. 10 04	0	<input type="checkbox"/>	<input type="checkbox"/>	<input type="checkbox"/>	<input type="checkbox"/>
		B4AP	9J2H	252C	2	W903YB43350002	1,250.00	1,250.00	0.00		Dec. 13 04	Dec. 13 04	0	<input type="checkbox"/>	<input type="checkbox"/>	<input type="checkbox"/>	<input type="checkbox"/>
		B4AP	9J2H	252G	2	MIPR5CSOC00021	60,000.00	60,000.00	0.00		Dec. 14 04	Dec. 14 04	0	<input type="checkbox"/>	<input type="checkbox"/>	<input type="checkbox"/>	<input type="checkbox"/>
		B4AP	9J2S	252A	2	MIPR5ASOC00004	300,000.00	300,000.00	46,494.00	013206	Nov. 10 04	Nov. 10 04	Dec. 7 04	<input type="checkbox"/>	<input type="checkbox"/>	<input type="checkbox"/>	<input type="checkbox"/>
		B4AP	9J2T	233F	2	MIPR5ASOC00001	40,000.00	40,000.00	0.00		Nov. 10 04	Nov. 10 04	0	<input type="checkbox"/>	<input type="checkbox"/>	<input type="checkbox"/>	<input type="checkbox"/>
		B4AP	9J2T	233F	2	MIPR5ASOC00003	15,059.24	15,059.24	0.00		Nov. 10 04	Nov. 10 04	0	<input type="checkbox"/>	<input type="checkbox"/>	<input type="checkbox"/>	<input type="checkbox"/>
		B4AP	9J2T	233F	2	MIPR5ASOC00007	40,000.00	40,000.00	0.00		Nov. 29 04	Nov. 29 04	0	<input type="checkbox"/>	<input type="checkbox"/>	<input type="checkbox"/>	<input type="checkbox"/>
		B4AP	9J2U	233B	2	MIPR5ASOC00009	30,000.00	30,000.00	9,327.03		Nov. 10 04	Nov. 10 04	Dec. 2 04	<input type="checkbox"/>	<input type="checkbox"/>	<input type="checkbox"/>	<input type="checkbox"/>
		B4AP	9J2V	21S0	2	W81X8L5350G001	8,352.83	8,352.83	0.00		Dec. 17 04	Dec. 17 04	0	<input type="checkbox"/>	<input type="checkbox"/>	<input type="checkbox"/>	<input type="checkbox"/>
		B8AC	D3QK	21T1	2	POW4374TA10012	273.00	273.00	0.00		Dec. 6 04	Dec. 6 04	0	<input type="checkbox"/>	<input type="checkbox"/>	<input type="checkbox"/>	<input type="checkbox"/>
		B8AC	D3QK	21T1	2	TAD7552TA09011	930.00	930.00	0.00		Oct. 31 04	Oct. 31 04	0	<input type="checkbox"/>	<input type="checkbox"/>	<input type="checkbox"/>	<input type="checkbox"/>
		B8AC	D3QK	21T2	2	POW4374TA10012	302.51	0.00	0.00		Dec. 14 04	0	0	<input type="checkbox"/>	<input type="checkbox"/>	<input type="checkbox"/>	<input type="checkbox"/>
		B8AC	D3QK	21T2	2	TAD7552TA09011	545.00	545.00	0.00		Oct. 31 04	Oct. 31 04	0	<input type="checkbox"/>	<input type="checkbox"/>	<input type="checkbox"/>	<input type="checkbox"/>
		B8AC	D5QS	233F	1	MIPR5ASIGPBC56	32,000.00	0.00	0.00		Dec. 8 04	0	0	<input type="checkbox"/>	<input type="checkbox"/>	<input type="checkbox"/>	<input type="checkbox"/>
		B8AC	D5QS	233S	2	MIPR5ASIGPBC54	100.00	100.00	0.00		Nov. 12 04	Nov. 12 04	0	<input type="checkbox"/>	<input type="checkbox"/>	<input type="checkbox"/>	<input type="checkbox"/>
		B8AC	D6Q6	21T1	2	POR3537TA10008	550.00	550.00	0.00		Oct. 31 04	Oct. 31 04	0	<input type="checkbox"/>	<input type="checkbox"/>	<input type="checkbox"/>	<input type="checkbox"/>

# Enterprise Reporting

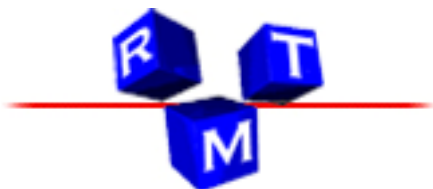


RMT offers Enterprise Reporting, a comprehensive reporting system that captures information from the entire spectrum of the enterprise. RMT can report from a high level of detail down to the transaction level of detail, both in real time and using historical data. Reporting tools enable powerful analysis, accurate forecasting, and informed decision making.

---

**Key features are:**

- Ad hoc, predefined, and local query capabilities
- Portal feature for Executive Reporting
- Reports exportable to Excel or printable format
- Based on modules (Program/Budget, Funds Control, Budget Execution, Manpower, and UFR)
- Joint Review Reporting
- Provides reports at all levels from HQ/OA level down to ASN/UIC and APC level of detail
- Graphical presentation of data
- “Saved” queries and sharing with other users



# Web-Enabled MIPR

MIPR enables users to electronically generate, file, and manage orders for supplies and services. This capability allows users to automatically send purchase requests to other organizations that allow electronic submission. Reports show MIPR costs and orders rolled at any level of the organization, and the status of electronic requests. External interface allows the ability to users outside the organization access to submit, check status, and update without account set-up and without direct access to the system.

---

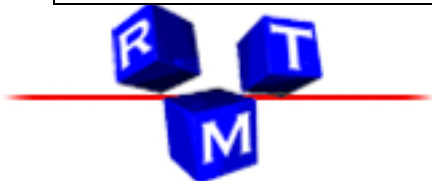
## Key features are:

- Web-enabled database for generating and receiving requests and establishing customer IDs and APCs
- Linked to accounting data to generate funding and record earnings
- Status reports
- Incoming ISSA/MIPR Request
- Outgoing MIPR
- Creates Transactions for accounting system
- Can automate internal work-flow
- Uses Standard Form 448 and 448-2 layout
- Web interface for external organization



ACCEPTANCE OF MIPR					
1. To:	UAATC5FJ BLDG 2600 FJ gggg111111111	2. MIPR #:	MIPR4BJACKZ004	3. Amend #:	Basic
		4. Date:	1/28/2004	5. Amount:	40000
6. The MIPR identified above is accepted and the items requested will be provided as follows: (Check as Applicable)					
a. <input checked="" type="checkbox"/> All Items Will be Provided Through Reimbursement (Category I) b. <input type="checkbox"/> All Items Will be Procured by the Direct Citation of Funds (Category II) c. <input type="checkbox"/> Items Will be Provided by Both Category I and Category II as Indicated Below d. <input type="checkbox"/> This Acceptance for Category I Items, is Qualified Because of an Anticipated Contingencies as to Final Price.Changes in This Acceptance Figure Will be Furnished Periodically Upon Determination of Definitized Prices, but Prior to Submission of Billings					
7. MIPR Item Number(s) Identified in Block 13, "Remarks" is not Accepted (Is Rejected) for the Reasons Indicated					
8. To be Provided Through Reimbursement			9. To be Procured by Direct Citation of Funds		
Category I			Category II		
Item No.	Quantity	Estimated Price	Item No.	Quantity	Estimated Price
a.	b.	c.	a.	b.	c.
1	1	28000			
2	2	2000			
3	5	10000			
	0	0			
	0	0			
Total Estimated Price.		\$40,000.00	Total Estimated Price.		\$0.00
10. Anticipated Date of Obligation for Category II Items			11. Grand Total Estimated Price of All Items		
1/1/1900			\$40,000.00		
12. Funds Data (Check If Applicable)					
a. Additional Funds in the Amount of \$0.00 Are Required (See Justification in Block 13)					
b. Funds in the Amount of \$0.00 Are Not Required and May be Withdrawn					
13. Remarks					
14. Accepting Activity (Complete Address):	UAATC5FJ BLDG 2600 FJ gggg111111111	15. Typed Name and Title of Authorized Official:			
		Doe,Jane----Tester			
		16. Signature:		17 Date:	

Outgoing ISSA/MIPR Requests						
3/18/2005 10:28:10 AM						
ISSA   MIPR						
TO	FROM	FSC	Control Symbol #	MIPR #	AMEND #	Status (Details)
Organization of Testing Facilities A differant Address all together2	Director, HQ IMA 2531 Jeff Davis Hgwhy RM 11E54 Taylor Bldg Arlington, Va. 22202	FSC1	CS	MIPR4M35801	Basic	(Accepted)
Organization of Testing Facilities A differant Address all together2	Director, HQ IMA 2531 Jeff Davis Hgwhy RM 11E54 Taylor Bldg Arlington, Va. 22202	FSC1	CS	MIPR4M35801	001	Original
Test Org Test Address	Director, HQ IMA 2531 Jeff Davis Hgwhy RM 11E54 Taylor Bldg Arlington, Va. 22202	FSC1	CS1	MIPR4M24201	Basic	(Accepted)
Test Org Test Address	Director, HQ IMA 2531 Jeff Davis Hgwhy RM 11E54 Taylor Bldg Arlington, Va. 22202	FSC1	CS1	MIPR4M24201	001	Original
Organization of Testing Facilities A differant Address all together2	Director, HQ IMA 2531 Jeff Davis Hgwhy RM 11E54 Taylor Bldg Arlington, Va. 22202	fsctest	cstest	MIPR4M24202	Basic	Original
CDR, 3rd US Army ATTN: DRM Fort Gillem GA	Director, HQ IMA 2531 Jeff Davis Hgwhy RM 11E54 Taylor Bldg Arlington, Va. 22202	0023	B4AG01	MIPR4M24801	Basic	Original
Organization of Testing Facilities Test Address 14th & C Streets NW washington DC 22202	Director, HQ IMA 2531 Jeff Davis Hgwhy RM 11E54 Taylor Bldg Arlington, Va. 22202	test	test	MIPR4A111001	Basic	Original
Anyone of US 3434 Anywhere Lane Anywhere City and State	Director, HQ IMA 2531 Jeff Davis Hgwhy RM 11E54 Taylor Bldg Arlington, Va. 22202	33339999		MIPR4A123801	Basic	Original
the other guy	Director, HQ IMA 2531 Jeff Davis Hgwhy RM 11E54 Taylor Bldg Arlington, Va. 22202	001	002	MIPR4E110101	Basic	Original
	DCRSM, FT LEWIS	045016	01	MIPR4G111001	Initial	Original
SOMEBODY ELSE FORT NOWHERE NY 22323	Director, HQ IMA 2531 Jeff Davis Hgwhy RM 11E54 Taylor Bldg Arlington, Va. 22202	WHAT IS THIS?	45778788696554654	MIPR4A261601	Basic	Original
Return						





# Other Features

## System Administration

This feature allows managers to edit user and system capabilities without having to go into the database. Functional users can control the entire system access from this module. Specifically, System Administration can:

- Allow for organizational changes in PDs and structure
- Establish projects
- Edit user access and control capabilities
- Process and manage APC's
- Establish budget execution setup
- Import commitments created offline
- Log in to mimic another user as a Systems Administrator

## Online Help Feature

Online Help allows the user easy access to help screens within the system. Key features are:

- Searchable by keyword
- Indexed for easy access
- Links to key areas
- Stores application guidance



User Management
<a href="#">New Registration Requests</a>
<a href="#">New MIPR Registration Requests</a>
<a href="#">User Management</a>
<a href="#">Define User Role</a>
<a href="#">User Management Information</a>
<a href="#">Control Global Access</a>
<a href="#">Module Point of Contacts</a>
<a href="#">What's New Update</a>
<a href="#">DFAS Process Status Report</a>
<a href="#">EOY POC List</a>
Budget Execution Management
<a href="#">Setup Budget Execution Ledger</a>
<a href="#">Setup Ledger POC</a>
<a href="#">Move APC Between Ledgers</a>
<a href="#">Ledger Summary Report</a>
<a href="#">Review SI File</a>
<a href="#">Untagged Obligations</a>
<a href="#">Untagged Automatic Funding</a>
<a href="#">Request APC</a>
<a href="#">Request APC Process Log</a>
<a href="#">APC Master File Lookup</a>
<a href="#">Assigned APC</a>
<a href="#">Unassigned APC</a>
<a href="#">APC Project Management</a>
<a href="#">New Customer Number Requests</a>
<a href="#">STANFINS Processing Schedule</a>
<a href="#">Upload Additions Document</a>
<a href="#">Whats New Administration</a>
<a href="#">DCAS/NXG Report</a>
<a href="#">Block Report</a>
<a href="#">FY05 Candidate File Process</a>

## Online Help

[Contents](#)
[Index](#)
[Search](#)

Powered By RoboHelp®

Introduction

- Overview
- Points of Contact
- General Guidance
- Access
- Main Screen
- Main Toolbar
- Program Budget Formulation
- BEFAM
- Funds Control
- Obligation Plan
- UFR
- Budget Execution
- Budget Support
- Manpower
- System Administration
- Enterprise Reporting
- Appendix A
- Appendix B

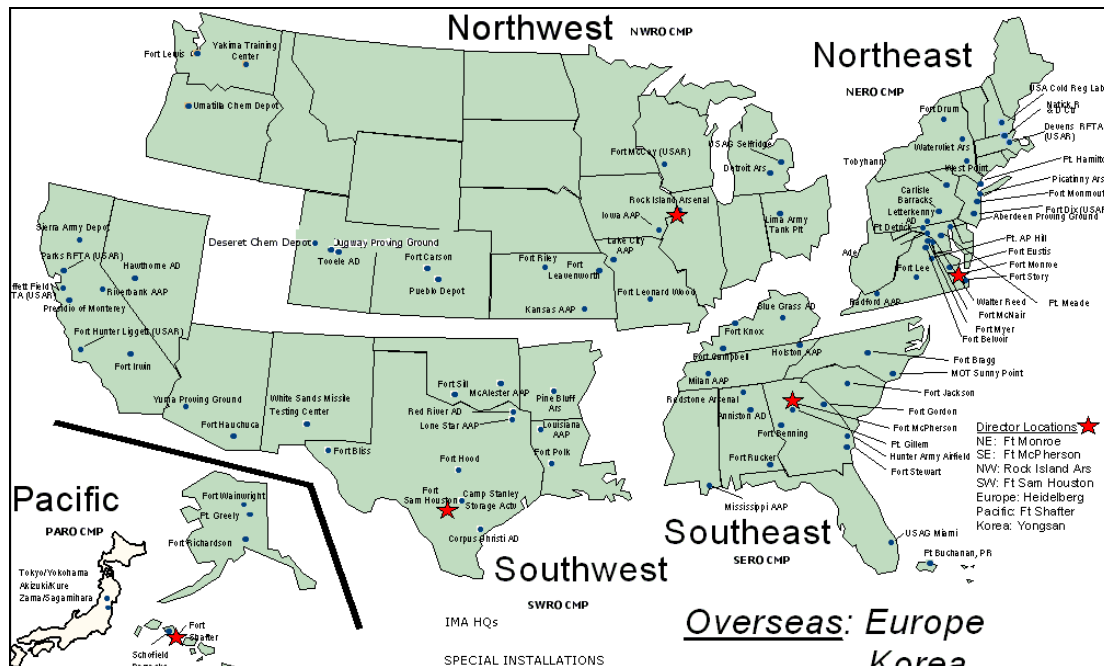
## Overview

IMA OnLine is designed to handle all financial management needs. The capabilities of IMA OnLine are:

- **Program/Budget Formulation** - Formulate funding amounts across Programs and Budgets.
- **Budget Execution Funding Adjustment Module** – Maintains an audit trail of all HQ IMA funding adjustments
- **Funds Control** - Request, distribute, track and manage execution year dollars.
- **Obligation Plan** – Provides management with the details of how funds are to be executed during the FY.
- **Unfunded Requirements (UFR)** - Coordinate, prioritize, and approve UFRs.
- **Budget Execution** - Generate transactions, cost transfers and track them at a detailed level.
- **Budget Support** – ISSA/MIPR processing.
- **Manpower** - Provides integrated "faces, spaces, and dollars" management.
- **System Administration** - Manage user accounts and perform database administration
- **Enterprise Reports** - Produce reports/queries from single/multiple data sources for all functional areas.
- **Built-in Help Feature** - Access online help for IMA OnLine.

Portal Level Access

The Portal Executive tool provides quick and easy access to key performance metrics. Users can view everything from financial performance metrics to personnel and logistics information.



Portal Home

Region Map

FY

5

Fund Type

Direct

View

Print

belongs to ASN: B6AC

UIC List: W0VCAA (US ARMY GARRISON FORT HOOD HQ), W3RUAA (1114TH US ARMY SIGNAL BN) - UIC Count: 2

ASN B6AC TOTALS:

MANPOWER (* current FY only)			
Mil Auth	Mil OB	Civ Auth	Civ OB
123	0	1,380	2,597

IMA STATUS OF FUNDS

APPN	Fund Type	Prog	IMA Budg Position	AFP (DA FAD)	Allowance	Obl YTD	Curr. Obl	UnObl AFP	UnObl Comm	Disb	% IMA Budg Obl	% AFP Obl
OMA	Direct	BOS	117,589,700.00	58,816,000.00	58,816,000.00	44,800,229.29	13,575,335.12	14,015,770.71	216,755.94	25,482,675.74	38.09%	76.17%
		SRM	41,146,000.00	20,573,000.00	20,573,000.00	11,179,220.97	1,006,523.19	9,393,779.03	139,505.50	2,830,356.48	27.16%	54.33%
		GWOT	61,200,000.00	169,584,800.00	169,584,800.00	109,503,116.22	6,780,673.03	60,081,683.78	6,084,705.82	13,480,181.65	N/A	64.57%
		Other	46,447,500.00	23,356,800.00	23,356,800.00	16,873,108.00	6,170,442.52	6,483,692.00	3,794,125.46	6,536,210.89	36.32%	72.24%
OMA Total			266,363,200.00	272,330,600.00	272,330,600.00	182,355,674.48	27,532,973.86	89,974,925.52	10,235,092.72	48,329,424.76	68.46%	66.96%
AFHO			5,117,000.00	5,117,000.00	3,549,300.00	1,178,471.49	283,911.34	3,938,528.51	0.00	822,670.43	23.03%	23.03%
OSD			0.00	1,582,000.00	1,582,000.00	577,985.29	23,456.79	1,004,014.71	0.00	4,138.50	0.00%	36.53%
Sub Total			5,117,000.00	6,699,000.00	5,131,300.00	1,756,456.78	307,368.13	4,942,543.22	0.00	826,808.93	34.33%	26.22%
IMA Total			271,500,200.00	279,029,600.00	277,461,900.00	184,112,131.26	27,840,341.99	94,917,468.74	10,235,092.72	49,156,233.69		

