

| Army CCAS Results 2016        | Average Delta OCS | Average Rating |
|-------------------------------|-------------------|----------------|
| <b>Total / Average</b>        | <b>1.52</b>       | <b>82</b>      |
| 1001 OASA ALT                 | 1.08              | 90             |
| 1010 HQ USAASC                | 0.66              | 83             |
| 1011 PEO Ammo                 | 2.19              | 93             |
| 1012 PEO Aviation             | 1.85              | 84             |
| 1013 PEO C3T (BU)             | 0.32              | 79             |
| 1014 JPEO CBD                 | 0.64              | 88             |
| 1015 PEO CS CSS (BU)          | 1.98              | 77             |
| 1016 PEO EIS                  | 2.33              | 85             |
| 1017 PEO GCS (BU)             | 1.13              | 77             |
| 1018 SOSE&I (BU)              | 1.40              | 80             |
| 1019 PEO IEWS                 | 1.41              | 87             |
| 1020 PEO MS                   | 2.43              | 95             |
| 1021 PEO STRI                 | 1.05              | 80             |
| 1022 PEO Soldier              | 1.14              | 89             |
| 1024 NGB PARC                 | 3.67              | 95             |
| 1025 PEO CS CSS (NBU)         | 1.91              | 87             |
| 1027 PEO GCS (NBU)            | 1.15              | 95             |
| 1028 SOSE&I (NBU)             | 1.83              | 90             |
| 1029 PEO ACWA                 | 1.64              | 81             |
| 1030 CDG / AAC Fellows        | 1.36              | 82             |
| 1033 PEO C3T (NBU)            | 0.37              | 83             |
| 1100 HQ ATEC                  | 3.18              | 81             |
| 1101 ATEC AEC                 | 1.67              | 85             |
| 1110 ATEC YPG                 | 1.32              | 76             |
| 1111 ATEC ATC                 | 1.49              | 73             |
| 1120 ATEC OTC                 | 1.57              | 78             |
| 1210 AMCOM Command Staff      | 2.03              | 90             |
| 1211 AMCOM G Staff            | 1.78              | 91             |
| 1212 AMCOM IG                 | 1.50              | 78             |
| 1213 AMCOM IMMC               | 2.04              | 89             |
| 1214 AMCOM SAMD               | 2.06              | 90             |
| 1215 AMCOM AID                | 2.06              | 86             |
| 1216 AMCOM TMDE               | 2.00              | 87             |
| 1230 SMDC/ARSTRAT Supervisors | 1.66              | 91             |
| 1231 SMDC/ARSTRAT FWC         | 1.46              | 80             |
| 1232 SMDC/ARSTRAT TC          | 1.54              | 83             |
| 1233 SMDC/ARSTRAT Staff       | 0.74              | 71             |
| 1250 TACOM Command Group      | 2.23              | 77             |
| 1251 TACOM Chiefs             | 2.03              | 84             |
| 1252 TACOM ILSC               | 1.31              | 84             |
| 1253 TACOM IG                 | 2.00              | 80             |
| 1254 TACOM Legal              | 1.94              | 91             |
| 1255 TACOM PM LAV             | 2.21              | 82             |
| 1256 TACOM MSO                | 1.56              | 89             |
| 1299 AMSAA                    | 2.29              | 80             |
| 1311 ACC - NJ                 | 1.52              | 90             |
| 1312 ACC - RSA                | 2.45              | 89             |
| 1313 ACC - Warren             | 1.37              | 82             |
| 1314 ACC - Orlando            | 1.10              | 76             |
| 1320 ACC MICC HQ              | 0.63              | 84             |
| 1361 ACC ECC 411 CSB / CCK    | 2.62              | 73             |
| 1399 MEDCOM HCAA              | 0.70              | 70             |
| <b>Overall</b>                | <b>1.52</b>       | <b>82</b>      |

| Army CCAS Results 2016        | Rail Position (Count)        |                                |                             |                              |
|-------------------------------|------------------------------|--------------------------------|-----------------------------|------------------------------|
|                               | A<br>Above the<br>Upper Rail | C1<br>Between<br>UR and<br>SPL | C2<br>Between<br>SPL and LR | B<br>Below the<br>Lower Rail |
| <b>Total / Average</b>        | <b>11</b>                    | <b>1,605</b>                   | <b>6,306</b>                | <b>404</b>                   |
| 1001 OASA ALT                 | 2                            | 71                             | 171                         | 6                            |
| 1010 HQ USAASC                | 1                            | 33                             | 57                          | 0                            |
| 1011 PEO Ammo                 | 0                            | 10                             | 131                         | 16                           |
| 1012 PEO Aviation             | 0                            | 37                             | 492                         | 3                            |
| 1013 PEO C3T (BU)             | 0                            | 97                             | 140                         | 0                            |
| 1014 JPEO CBD                 | 0                            | 95                             | 114                         | 2                            |
| 1015 PEO CS CSS (BU)          | 0                            | 63                             | 205                         | 47                           |
| 1016 PEO EIS                  | 1                            | 35                             | 502                         | 37                           |
| 1017 PEO GCS (BU)             | 0                            | 43                             | 108                         | 6                            |
| 1018 SOSE&I (BU)              | 0                            | 8                              | 43                          | 1                            |
| 1019 PEO IEWS                 | 0                            | 53                             | 191                         | 11                           |
| 1020 PEO MS                   | 0                            | 8                              | 84                          | 9                            |
| 1021 PEO STRI                 | 1                            | 168                            | 298                         | 8                            |
| 1022 PEO Soldier              | 0                            | 52                             | 131                         | 0                            |
| 1024 NGB PARC                 | 0                            | 2                              | 1                           | 3                            |
| 1025 PEO CS CSS (NBU)         | 0                            | 34                             | 101                         | 34                           |
| 1027 PEO GCS (NBU)            | 0                            | 39                             | 47                          | 7                            |
| 1028 SOSE&I (NBU)             | 1                            | 5                              | 41                          | 0                            |
| 1029 PEO ACWA                 | 0                            | 9                              | 91                          | 0                            |
| 1030 CDG / AAC Fellows        | 0                            | 2                              | 9                           | 0                            |
| 1033 PEO C3T (NBU)            | 0                            | 62                             | 113                         | 0                            |
| 1100 HQ ATEC                  | 2                            | 13                             | 140                         | 57                           |
| 1101 ATEC AEC                 | 0                            | 44                             | 241                         | 14                           |
| 1110 ATEC YPG                 | 0                            | 42                             | 133                         | 12                           |
| 1111 ATEC ATC                 | 0                            | 62                             | 528                         | 9                            |
| 1120 ATEC OTC                 | 0                            | 21                             | 134                         | 2                            |
| 1210 AMCOM Command Staff      | 0                            | 4                              | 30                          | 0                            |
| 1211 AMCOM G Staff            | 0                            | 7                              | 60                          | 0                            |
| 1212 AMCOM IG                 | 0                            | 0                              | 8                           | 0                            |
| 1213 AMCOM IMMC               | 0                            | 8                              | 186                         | 0                            |
| 1214 AMCOM SAMD               | 0                            | 1                              | 30                          | 1                            |
| 1215 AMCOM AID                | 0                            | 1                              | 33                          | 0                            |
| 1216 AMCOM TMDE               | 0                            | 2                              | 33                          | 0                            |
| 1230 SMDC/ARSTRAT Supervisors | 1                            | 22                             | 98                          | 7                            |
| 1231 SMDC/ARSTRAT FWC         | 0                            | 13                             | 90                          | 1                            |
| 1232 SMDC/ARSTRAT TC          | 0                            | 19                             | 85                          | 7                            |
| 1233 SMDC/ARSTRAT Staff       | 0                            | 106                            | 311                         | 2                            |
| 1250 TACOM Command Group      | 0                            | 2                              | 7                           | 4                            |
| 1251 TACOM Chiefs             | 0                            | 5                              | 53                          | 4                            |
| 1252 TACOM ILSC               | 0                            | 41                             | 172                         | 4                            |
| 1253 TACOM IG                 | 0                            | 0                              | 3                           | 0                            |
| 1254 TACOM Legal              | 0                            | 2                              | 14                          | 1                            |
| 1255 TACOM PM LAV             | 0                            | 0                              | 14                          | 0                            |
| 1256 TACOM MSO                | 0                            | 6                              | 21                          | 0                            |
| 1299 AMSAA                    | 1                            | 45                             | 188                         | 61                           |
| 1311 ACC - NJ                 | 1                            | 8                              | 55                          | 0                            |
| 1312 ACC - RSA                | 0                            | 10                             | 97                          | 12                           |
| 1313 ACC - Warren             | 0                            | 30                             | 68                          | 6                            |
| 1314 ACC - Orlando            | 0                            | 30                             | 112                         | 0                            |
| 1320 ACC MICC HQ              | 0                            | 73                             | 104                         | 1                            |
| 1361 ACC ECC 411 CSB / CCK    | 0                            | 2                              | 44                          | 7                            |
| 1399 MEDCOM HCAA              | 0                            | 60                             | 144                         | 2                            |
| <b>Overall</b>                | <b>11</b>                    | <b>1,605</b>                   | <b>6,306</b>                | <b>404</b>                   |

| Army CCAS Results 2016        | Rail Position (Count)        |                                |                             |                              |
|-------------------------------|------------------------------|--------------------------------|-----------------------------|------------------------------|
|                               | A<br>Above the<br>Upper Rail | C1<br>Between<br>UR and<br>SPL | C2<br>Between<br>SPL and LR | B<br>Below the<br>Lower Rail |
| <b>Total / Average</b>        | <b>0.1%</b>                  | <b>19.3%</b>                   | <b>75.7%</b>                | <b>4.9%</b>                  |
| 1001 OASA ALT                 | 1%                           | 28%                            | 68%                         | 2%                           |
| 1010 HQ USAASC                | 1%                           | 36%                            | 63%                         | 0%                           |
| 1011 PEO Ammo                 | 0%                           | 6%                             | 83%                         | 10%                          |
| 1012 PEO Aviation             | 0%                           | 7%                             | 92%                         | 1%                           |
| 1013 PEO C3T (BU)             | 0%                           | 41%                            | 59%                         | 0%                           |
| 1014 JPEO CBD                 | 0%                           | 45%                            | 54%                         | 1%                           |
| 1015 PEO CS CSS (BU)          | 0%                           | 20%                            | 65%                         | 15%                          |
| 1016 PEO EIS                  | 0%                           | 6%                             | 87%                         | 6%                           |
| 1017 PEO GCS (BU)             | 0%                           | 27%                            | 69%                         | 4%                           |
| 1018 SOSE&I (BU)              | 0%                           | 15%                            | 83%                         | 2%                           |
| 1019 PEO IEWS                 | 0%                           | 21%                            | 75%                         | 4%                           |
| 1020 PEO MS                   | 0%                           | 8%                             | 83%                         | 9%                           |
| 1021 PEO STRI                 | 0%                           | 35%                            | 63%                         | 2%                           |
| 1022 PEO Soldier              | 0%                           | 28%                            | 72%                         | 0%                           |
| 1024 NGB PARC                 | 0%                           | 33%                            | 17%                         | 50%                          |
| 1025 PEO CS CSS (NBU)         | 0%                           | 20%                            | 60%                         | 20%                          |
| 1027 PEO GCS (NBU)            | 0%                           | 42%                            | 51%                         | 8%                           |
| 1028 SOSE&I (NBU)             | 2%                           | 11%                            | 87%                         | 0%                           |
| 1029 PEO ACWA                 | 0%                           | 9%                             | 91%                         | 0%                           |
| 1030 CDG / AAC Fellows        | 0%                           | 18%                            | 82%                         | 0%                           |
| 1033 PEO C3T (NBU)            | 0%                           | 35%                            | 65%                         | 0%                           |
| 1100 HQ ATEC                  | 1%                           | 6%                             | 66%                         | 27%                          |
| 1101 ATEC AEC                 | 0%                           | 15%                            | 81%                         | 5%                           |
| 1110 ATEC YPG                 | 0%                           | 22%                            | 71%                         | 6%                           |
| 1111 ATEC ATC                 | 0%                           | 10%                            | 88%                         | 2%                           |
| 1120 ATEC OTC                 | 0%                           | 13%                            | 85%                         | 1%                           |
| 1210 AMCOM Command Staff      | 0%                           | 12%                            | 88%                         | 0%                           |
| 1211 AMCOM G Staff            | 0%                           | 10%                            | 90%                         | 0%                           |
| 1212 AMCOM IG                 | 0%                           | 0%                             | 100%                        | 0%                           |
| 1213 AMCOM IMMC               | 0%                           | 4%                             | 96%                         | 0%                           |
| 1214 AMCOM SAMD               | 0%                           | 3%                             | 94%                         | 3%                           |
| 1215 AMCOM AID                | 0%                           | 3%                             | 97%                         | 0%                           |
| 1216 AMCOM TMDE               | 0%                           | 6%                             | 94%                         | 0%                           |
| 1230 SMDC/ARSTRAT Supervisors | 1%                           | 17%                            | 77%                         | 5%                           |
| 1231 SMDC/ARSTRAT FWC         | 0%                           | 13%                            | 87%                         | 1%                           |
| 1232 SMDC/ARSTRAT TC          | 0%                           | 17%                            | 77%                         | 6%                           |
| 1233 SMDC/ARSTRAT Staff       | 0%                           | 25%                            | 74%                         | 0%                           |
| 1250 TACOM Command Group      | 0%                           | 15%                            | 54%                         | 31%                          |
| 1251 TACOM Chiefs             | 0%                           | 8%                             | 85%                         | 6%                           |
| 1252 TACOM ILSC               | 0%                           | 19%                            | 79%                         | 2%                           |
| 1253 TACOM IG                 | 0%                           | 0%                             | 100%                        | 0%                           |
| 1254 TACOM Legal              | 0%                           | 12%                            | 82%                         | 6%                           |
| 1255 TACOM PM LAV             | 0%                           | 0%                             | 100%                        | 0%                           |
| 1256 TACOM MSO                | 0%                           | 22%                            | 78%                         | 0%                           |
| 1299 AMSAA                    | 0%                           | 15%                            | 64%                         | 21%                          |
| 1311 ACC - NJ                 | 2%                           | 13%                            | 86%                         | 0%                           |
| 1312 ACC - RSA                | 0%                           | 8%                             | 82%                         | 10%                          |
| 1313 ACC - Warren             | 0%                           | 29%                            | 65%                         | 6%                           |
| 1314 ACC - Orlando            | 0%                           | 21%                            | 79%                         | 0%                           |
| 1320 ACC MICC HQ              | 0%                           | 41%                            | 58%                         | 1%                           |
| 1361 ACC ECC 411 CSB / CCK    | 0%                           | 4%                             | 83%                         | 13%                          |
| 1399 MEDCOM HCAA              | 0%                           | 29%                            | 70%                         | 1%                           |
| <b>Overall</b>                | <b>0.1%</b>                  | <b>19.3%</b>                   | <b>75.7%</b>                | <b>4.9%</b>                  |

| Army CCAS Results 2016        | Funding Levels |              | Percent of Positive Delta Salary |                 |
|-------------------------------|----------------|--------------|----------------------------------|-----------------|
|                               | CRI            | CA           | Alpha 1 (CRI)                    | Alpha 2 (CA)    |
| <b>Total / Average</b>        | <b>2.27%</b>   | <b>1.57%</b> | <b>21.3000%</b>                  | <b>16.2800%</b> |
| 1001 OASA ALT                 | 2.26%          | 1.50%        | 22.1791%                         | 16.4268%        |
| 1010 HQ USAASC                | 2.26%          | 1.50%        | 24.6887%                         | 18.3464%        |
| 1011 PEO Ammo                 | 2.26%          | 1.50%        | 17.7305%                         | 13.7006%        |
| 1012 PEO Aviation             | 2.26%          | 1.50%        | 19.5014%                         | 13.7207%        |
| 1013 PEO C3T (BU)             | 2.40%          | 1.50%        | 28.7006%                         | 20.2419%        |
| 1014 JPEO CBD                 | 2.26%          | 1.50%        | 24.2732%                         | 18.5750%        |
| 1015 PEO CS CSS (BU)          | 2.26%          | 3.33%        | 19.3151%                         | 35.8236%        |
| 1016 PEO EIS                  | 2.26%          | 1.50%        | 18.0940%                         | 13.4077%        |
| 1017 PEO GCS (BU)             | 2.26%          | 3.33%        | 22.6528%                         | 39.4527%        |
| 1018 SOSE&I (BU)              | 2.26%          | 3.33%        | 21.2205%                         | 34.7613%        |
| 1019 PEO IEWS                 | 2.26%          | 1.50%        | 21.6760%                         | 16.1643%        |
| 1020 PEO MS                   | 2.26%          | 1.50%        | 17.5156%                         | 12.3494%        |
| 1021 PEO STRI                 | 2.26%          | 1.50%        | 23.7107%                         | 16.3074%        |
| 1022 PEO Soldier              | 2.26%          | 1.50%        | 22.7253%                         | 16.8894%        |
| 1024 NGB PARC                 | 2.26%          | 1.00%        | 13.9183%                         | 6.8772%         |
| 1025 PEO CS CSS (NBU)         | 2.26%          | 1.50%        | 18.9240%                         | 16.2249%        |
| 1027 PEO GCS (NBU)            | 2.26%          | 1.50%        | 21.8394%                         | 15.1773%        |
| 1028 SOSE&I (NBU)             | 2.26%          | 1.50%        | 18.5959%                         | 13.5506%        |
| 1029 PEO ACWA                 | 2.26%          | 1.50%        | 19.7844%                         | 14.2174%        |
| 1030 CDG / AAC Fellows        | 2.26%          | 1.50%        | 21.4248%                         | 16.1316%        |
| 1033 PEO C3T (NBU)            | 2.26%          | 1.50%        | 25.5958%                         | 18.6632%        |
| 1100 HQ ATEC                  | 2.26%          | 1.50%        | 15.9516%                         | 11.8528%        |
| 1101 ATEC AEC                 | 2.26%          | 1.50%        | 20.4570%                         | 15.4170%        |
| 1110 ATEC YPG                 | 2.26%          | 1.50%        | 20.5934%                         | 14.7606%        |
| 1111 ATEC ATC                 | 2.26%          | 1.50%        | 21.0538%                         | 15.9236%        |
| 1120 ATEC OTC                 | 2.26%          | 1.50%        | 20.7134%                         | 14.2685%        |
| 1210 AMCOM Command Staff      | 2.26%          | 1.00%        | 18.7523%                         | 8.7663%         |
| 1211 AMCOM G Staff            | 2.26%          | 1.00%        | 18.9236%                         | 8.8650%         |
| 1212 AMCOM IG                 | 2.26%          | 1.00%        | 20.8354%                         | 9.7760%         |
| 1213 AMCOM IMMC               | 2.26%          | 1.00%        | 18.5413%                         | 8.7818%         |
| 1214 AMCOM SAMD               | 2.26%          | 1.00%        | 18.2527%                         | 8.5599%         |
| 1215 AMCOM AID                | 2.26%          | 1.00%        | 19.0761%                         | 8.2942%         |
| 1216 AMCOM TMDE               | 2.26%          | 1.00%        | 18.7825%                         | 8.7228%         |
| 1230 SMDC/ARSTRAT Supervisors | 2.26%          | 1.30%        | 19.8370%                         | 11.9448%        |
| 1231 SMDC/ARSTRAT FWC         | 2.40%          | 1.30%        | 22.1543%                         | 12.6427%        |
| 1232 SMDC/ARSTRAT TC          | 2.40%          | 1.30%        | 22.1033%                         | 12.5582%        |
| 1233 SMDC/ARSTRAT Staff       | 2.40%          | 1.30%        | 25.5370%                         | 14.5997%        |
| 1250 TACOM Command Group      | 2.26%          | 1.50%        | 16.9257%                         | 12.5742%        |
| 1251 TACOM Chiefs             | 2.26%          | 1.50%        | 18.2256%                         | 13.6088%        |
| 1252 TACOM ILSC               | 2.26%          | 1.50%        | 21.2668%                         | 15.9094%        |
| 1253 TACOM IG                 | 2.26%          | 1.50%        | 18.4750%                         | 13.8711%        |
| 1254 TACOM Legal              | 2.26%          | 1.50%        | 18.9105%                         | 14.0991%        |
| 1255 TACOM PM LAV             | 2.26%          | 1.50%        | 18.4631%                         | 13.7981%        |
| 1256 TACOM MSO                | 2.26%          | 1.50%        | 20.1759%                         | 14.9747%        |
| 1299 AMSAA                    | 2.26%          | 1.50%        | 18.4076%                         | 13.8750%        |
| 1311 ACC - NJ                 | 2.26%          | 1.50%        | 20.5264%                         | 15.6562%        |
| 1312 ACC - RSA                | 2.26%          | 1.50%        | 17.8391%                         | 12.4873%        |
| 1313 ACC - Warren             | 2.26%          | 1.50%        | 22.4541%                         | 16.5198%        |
| 1314 ACC - Orlando            | 2.26%          | 1.50%        | 22.7931%                         | 15.6637%        |
| 1320 ACC MICC HQ              | 2.26%          | 1.50%        | 30.6486%                         | 20.8830%        |
| 1361 ACC ECC 411 CSB / CCK    | 2.26%          | 1.50%        | 17.2503%                         | 10.3043%        |
| 1399 MEDCOM HCAA              | 2.26%          | 1.30%        | 24.5234%                         | 14.8330%        |
| <b>Overall</b>                | <b>2.27%</b>   | <b>1.57%</b> | <b>21.3000%</b>                  | <b>16.2800%</b> |

| Army CCAS Results 2016        | Financial - Sum of Salary                  |   |  |
|-------------------------------|--|---|--|
|                               | Sum of Base salary<br>(inc Loc for Retain) | Sum of Base Salary<br>(limit to band max) | Sum of Adjusted<br>Base Salary<br>(cap EXIV) |
| <b>Total / Average</b>        | <b>\$808,469,122</b>                       | <b>\$797,594,184</b>                      | <b>\$970,706,397</b>                         |
| 1001 OASA ALT                 | \$28,720,708                               | \$27,803,211                              | \$34,540,201                                 |
| 1010 HQ USAASC                | \$8,917,580                                | \$8,853,118                               | \$11,044,827                                 |
| 1011 PEO Ammo                 | \$18,516,742                               | \$18,149,096                              | \$23,477,204                                 |
| 1012 PEO Aviation             | \$51,971,518                               | \$51,633,234                              | \$60,815,329                                 |
| 1013 PEO C3T (BU)             | \$21,556,923                               | \$21,437,611                              | \$27,121,568                                 |
| 1014 JPEO CBD                 | \$23,868,307                               | \$23,156,077                              | \$28,735,473                                 |
| 1015 PEO CS CSS (BU)          | \$26,910,864                               | \$26,910,864                              | \$33,810,014                                 |
| 1016 PEO EIS                  | \$58,305,439                               | \$57,710,364                              | \$71,651,080                                 |
| 1017 PEO GCS (BU)             | \$14,226,290                               | \$14,165,755                              | \$17,746,772                                 |
| 1018 SOSE&I (BU)              | \$4,824,317                                | \$4,792,086                               | \$5,913,598                                  |
| 1019 PEO IEWS                 | \$27,381,854                               | \$27,085,295                              | \$33,813,208                                 |
| 1020 PEO MS                   | \$12,639,769                               | \$12,217,768                              | \$14,420,778                                 |
| 1021 PEO STRI                 | \$44,415,685                               | \$44,205,209                              | \$50,896,667                                 |
| 1022 PEO Soldier              | \$20,907,143                               | \$19,932,921                              | \$24,799,916                                 |
| 1024 NGB PARC                 | \$684,197                                  | \$684,197                                 | \$848,934                                    |
| 1025 PEO CS CSS (NBU)         | \$17,178,097                               | \$17,148,824                              | \$21,200,833                                 |
| 1027 PEO GCS (NBU)            | \$11,665,666                               | \$11,079,232                              | \$13,624,739                                 |
| 1028 SOSE&I (NBU)             | \$5,196,557                                | \$5,103,899                               | \$6,261,933                                  |
| 1029 PEO ACWA                 | \$9,721,432                                | \$9,410,602                               | \$11,321,134                                 |
| 1030 CDG / AAC Fellows        | \$1,012,516                                | \$1,012,516                               | \$1,269,111                                  |
| 1033 PEO C3T (NBU)            | \$17,655,321                               | \$17,311,293                              | \$21,131,108                                 |
| 1100 HQ ATEC                  | \$19,924,935                               | \$19,652,505                              | \$24,881,842                                 |
| 1101 ATEC AEC                 | \$29,683,772                               | \$29,468,938                              | \$37,178,780                                 |
| 1110 ATEC YPG                 | \$15,942,086                               | \$15,879,949                              | \$18,470,571                                 |
| 1111 ATEC ATC                 | \$47,864,109                               | \$47,237,059                              | \$59,925,338                                 |
| 1120 ATEC OTC                 | \$13,794,150                               | \$13,637,197                              | \$15,713,602                                 |
| 1210 AMCOM Command Staff      | \$4,059,567                                | \$3,843,901                               | \$4,512,432                                  |
| 1211 AMCOM G Staff            | \$7,548,579                                | \$7,362,929                               | \$8,661,460                                  |
| 1212 AMCOM IG                 | \$693,930                                  | \$693,930                                 | \$817,589                                    |
| 1213 AMCOM IMMC               | \$20,746,430                               | \$20,443,704                              | \$23,991,780                                 |
| 1214 AMCOM SAMD               | \$3,394,368                                | \$3,369,800                               | \$3,968,365                                  |
| 1215 AMCOM AID                | \$3,624,448                                | \$3,503,573                               | \$4,026,471                                  |
| 1216 AMCOM TMDE               | \$3,743,143                                | \$3,641,717                               | \$4,246,960                                  |
| 1230 SMDC/ARSTRAT Supervisors | \$14,540,986                               | \$14,196,060                              | \$16,511,859                                 |
| 1231 SMDC/ARSTRAT FWC         | \$9,360,465                                | \$9,349,405                               | \$10,944,365                                 |
| 1232 SMDC/ARSTRAT TC          | \$10,659,533                               | \$10,575,322                              | \$12,325,121                                 |
| 1233 SMDC/ARSTRAT Staff       | \$32,877,565                               | \$32,763,281                              | \$38,119,250                                 |
| 1250 TACOM Command Group      | \$1,162,311                                | \$1,130,080                               | \$1,405,461                                  |
| 1251 TACOM Chiefs             | \$6,069,009                                | \$6,036,778                               | \$7,546,023                                  |
| 1252 TACOM ILSC               | \$21,693,533                               | \$21,277,207                              | \$26,513,984                                 |
| 1253 TACOM IG                 | \$262,105                                  | \$262,105                                 | \$329,414                                    |
| 1254 TACOM Legal              | \$1,892,952                                | \$1,862,783                               | \$2,324,969                                  |
| 1255 TACOM PM LAV             | \$1,324,939                                | \$1,298,046                               | \$1,623,972                                  |
| 1256 TACOM MSO                | \$2,981,139                                | \$2,886,720                               | \$3,586,774                                  |
| 1299 AMSAA                    | \$26,790,002                               | \$26,522,399                              | \$33,448,008                                 |
| 1311 ACC - NJ                 | \$7,122,860                                | \$6,865,931                               | \$8,821,343                                  |
| 1312 ACC - RSA                | \$13,439,564                               | \$13,311,057                              | \$15,598,447                                 |
| 1313 ACC - Warren             | \$10,423,673                               | \$10,221,550                              | \$12,807,834                                 |
| 1314 ACC - Orlando            | \$12,177,297                               | \$12,129,772                              | \$13,954,619                                 |
| 1320 ACC MICC HQ              | \$17,997,344                               | \$17,997,344                              | \$20,925,505                                 |
| 1361 ACC ECC 411 CSB / CCK    | \$4,273,289                                | \$4,273,289                               | \$4,273,289                                  |
| 1399 MEDCOM HCAA              | \$16,124,114                               | \$16,096,681                              | \$18,806,543                                 |
| <b>Overall</b>                | <b>\$808,469,122</b>                       | <b>\$797,594,184</b>                      | <b>\$970,706,397</b>                         |

|                               | Financial - Salary Increase (CRI) \$ |                  |                     |                    |                     |                |
|-------------------------------|--------------------------------------|------------------|---------------------|--------------------|---------------------|----------------|
| Army CCAS Results 2016        | Salary Increase (CRI)                | CRI Set Aside    | Approved CRI        | Carryover to Award | Spent CRI           | Remainder CRI  |
| <b>Total / Average</b>        | <b>\$18,129,375</b>                  | <b>\$161,128</b> | <b>\$11,424,134</b> | <b>\$6,709,229</b> | <b>\$18,133,363</b> | <b>\$3,474</b> |
| 1001 OASA ALT                 | \$628,352                            | \$0              | \$229,124           | \$400,333          | \$629,457           | \$123          |
| 1010 HQ USAASC                | \$200,080                            | \$0              | \$131,058           | \$69,718           | \$200,776           | \$45           |
| 1011 PEO Ammo                 | \$410,169                            | \$0              | \$103,622           | \$306,476          | \$410,098           | \$71           |
| 1012 PEO Aviation             | \$1,166,911                          | \$0              | \$548,486           | \$618,171          | \$1,166,657         | \$254          |
| 1013 PEO C3T (BU)             | \$514,502                            | \$0              | \$289,742           | \$224,649          | \$514,391           | \$111          |
| 1014 JPEO CBD                 | \$523,327                            | \$16,396         | \$304,337           | \$218,990          | \$523,327           | \$0            |
| 1015 PEO CS CSS (BU)          | \$608,185                            | \$0              | \$516,790           | \$91,231           | \$608,021           | \$164          |
| 1016 PEO EIS                  | \$1,304,254                          | \$0              | \$937,770           | \$367,317          | \$1,305,087         | \$295          |
| 1017 PEO GCS (BU)             | \$320,146                            | \$5,929          | \$258,387           | \$61,759           | \$320,146           | \$0            |
| 1018 SOSE&I (BU)              | \$108,301                            | \$0              | \$80,089            | \$28,187           | \$108,276           | \$25           |
| 1019 PEO IEWS                 | \$612,127                            | \$0              | \$487,555           | \$124,438          | \$611,993           | \$134          |
| 1020 PEO MS                   | \$276,121                            | \$0              | \$171,954           | \$104,112          | \$276,066           | \$55           |
| 1021 PEO STRI                 | \$999,037                            | \$0              | \$495,293           | \$503,507          | \$998,800           | \$237          |
| 1022 PEO Soldier              | \$450,484                            | \$0              | \$172,215           | \$278,165          | \$450,380           | \$104          |
| 1024 NGB PARC                 | \$15,462                             | \$0              | \$9,044             | \$6,416            | \$15,460            | \$2            |
| 1025 PEO CS CSS (NBU)         | \$387,563                            | \$635            | \$330,015           | \$57,544           | \$387,559           | \$4            |
| 1027 PEO GCS (NBU)            | \$250,390                            | \$1,000          | \$170,457           | \$79,891           | \$250,348           | \$42           |
| 1028 SOSE&I (NBU)             | \$115,348                            | \$0              | \$79,939            | \$36,053           | \$115,992           | \$19           |
| 1029 PEO ACWA                 | \$212,679                            | \$0              | \$146,036           | \$66,592           | \$212,628           | \$51           |
| 1030 CDG / AAC Fellows        | \$22,882                             | \$0              | \$12,399            | \$10,477           | \$22,876            | \$6            |
| 1033 PEO C3T (NBU)            | \$391,235                            | \$0              | \$194,361           | \$196,792          | \$391,153           | \$82           |
| 1100 HQ ATEC                  | \$444,146                            | \$5,189          | \$219,463           | \$226,881          | \$446,344           | \$107          |
| 1101 ATEC AEC                 | \$665,997                            | \$7,761          | \$303,226           | \$362,612          | \$665,838           | \$159          |
| 1110 ATEC YPG                 | \$358,886                            | \$10,999         | \$289,219           | \$69,581           | \$358,800           | \$86           |
| 1111 ATEC ATC                 | \$1,067,557                          | \$37,315         | \$644,988           | \$422,286          | \$1,067,274         | \$283          |
| 1120 ATEC OTC                 | \$308,200                            | \$6,353          | \$176,472           | \$131,665          | \$308,137           | \$63           |
| 1210 AMCOM Command Staff      | \$86,872                             | \$0              | \$36,497            | \$50,355           | \$86,852            | \$20           |
| 1211 AMCOM G Staff            | \$166,402                            | \$0              | \$87,630            | \$78,737           | \$166,367           | \$35           |
| 1212 AMCOM IG                 | \$15,682                             | \$0              | \$5,524             | \$10,154           | \$15,678            | \$4            |
| 1213 AMCOM IMMC               | \$462,027                            | \$0              | \$274,064           | \$187,866          | \$461,930           | \$97           |
| 1214 AMCOM SAMD               | \$76,157                             | \$0              | \$61,129            | \$15,015           | \$76,144            | \$13           |
| 1215 AMCOM AID                | \$79,180                             | \$0              | \$23,085            | \$56,078           | \$79,163            | \$17           |
| 1216 AMCOM TMDE               | \$82,302                             | \$0              | \$37,940            | \$44,344           | \$82,284            | \$18           |
| 1230 SMDC/ARSTRAT Supervisors | \$320,830                            | \$0              | \$228,988           | \$91,784           | \$320,772           | \$58           |
| 1231 SMDC/ARSTRAT FWC         | \$224,385                            | \$0              | \$162,531           | \$61,790           | \$224,321           | \$64           |
| 1232 SMDC/ARSTRAT TC          | \$253,807                            | \$0              | \$151,407           | \$102,351          | \$253,758           | \$49           |
| 1233 SMDC/ARSTRAT Staff       | \$786,318                            | \$0              | \$627,023           | \$159,293          | \$786,316           | \$2            |
| 1250 TACOM Command Group      | \$25,539                             | \$6,209          | \$19,376            | \$6,157            | \$25,533            | \$6            |
| 1251 TACOM Chiefs             | \$136,431                            | \$0              | \$108,706           | \$27,694           | \$136,400           | \$31           |
| 1252 TACOM ILSC               | \$480,864                            | \$0              | \$361,341           | \$119,474          | \$480,815           | \$49           |
| 1253 TACOM IG                 | \$5,923                              | \$2,394          | \$4,276             | \$1,645            | \$5,921             | \$2            |
| 1254 TACOM Legal              | \$42,098                             | \$0              | \$38,053            | \$4,036            | \$42,089            | \$9            |
| 1255 TACOM PM LAV             | \$29,335                             | \$0              | \$25,208            | \$4,118            | \$29,326            | \$9            |
| 1256 TACOM MSO                | \$65,239                             | \$0              | \$51,209            | \$14,016           | \$65,225            | \$14           |
| 1299 AMSAA                    | \$599,406                            | \$0              | \$388,606           | \$211,086          | \$599,692           | \$148          |
| 1311 ACC - NJ                 | \$155,170                            | \$5,463          | \$118,106           | \$38,027           | \$156,133           | \$0            |
| 1312 ACC - RSA                | \$300,829                            | \$0              | \$179,747           | \$121,022          | \$300,769           | \$60           |
| 1313 ACC - Warren             | \$231,007                            | \$0              | \$203,073           | \$27,883           | \$230,956           | \$51           |
| 1314 ACC - Orlando            | \$274,132                            | \$0              | \$234,931           | \$39,129           | \$274,060           | \$72           |
| 1320 ACC MICC HQ              | \$406,739                            | \$0              | \$303,538           | \$103,201          | \$406,739           | \$0            |
| 1361 ACC ECC 411 CSB / CCK    | \$96,576                             | \$55,485         | \$83,153            | \$13,403           | \$96,556            | \$20           |
| 1399 MEDCOM HCAA              | \$363,784                            | \$0              | \$306,952           | \$56,728           | \$363,680           | \$104          |
| <b>Overall</b>                | <b>\$18,129,375</b>                  | <b>\$161,128</b> | <b>\$11,424,134</b> | <b>\$6,709,229</b> | <b>\$18,133,363</b> | <b>\$3,474</b> |

| Army CCAS Results 2016        | Financial - Salary Increase (CRI) % |               |                                    |                              |
|-------------------------------|-------------------------------------|---------------|------------------------------------|------------------------------|
|                               | Salary Increase (CRI)               | CRI Set Aside | % of Base spent on Salary Increase | % of Base spent on Carryover |
| <b>Total / Average</b>        | <b>2.27%</b>                        |               | <b>1.43%</b>                       | <b>0.84%</b>                 |
| 1001 OASA ALT                 | 2.26%                               | 0.00%         | 0.82%                              | 1.44%                        |
| 1010 HQ USAASC                | 2.26%                               | 0.00%         | 1.48%                              | 0.79%                        |
| 1011 PEO Ammo                 | 2.26%                               | 0.00%         | 0.57%                              | 1.69%                        |
| 1012 PEO Aviation             | 2.26%                               | 0.00%         | 1.06%                              | 1.20%                        |
| 1013 PEO C3T (BU)             | 2.40%                               | 0.00%         | 1.35%                              | 1.05%                        |
| 1014 JPEO CBD                 | 2.26%                               | 3.13%         | 1.31%                              | 0.95%                        |
| 1015 PEO CS CSS (BU)          | 2.26%                               | 0.00%         | 1.92%                              | 0.34%                        |
| 1016 PEO EIS                  | 2.26%                               | 0.00%         | 1.62%                              | 0.64%                        |
| 1017 PEO GCS (BU)             | 2.26%                               | 1.85%         | 1.82%                              | 0.44%                        |
| 1018 SOSE&I (BU)              | 2.26%                               | 0.00%         | 1.67%                              | 0.59%                        |
| 1019 PEO IEWS                 | 2.26%                               | 0.00%         | 1.80%                              | 0.46%                        |
| 1020 PEO MS                   | 2.26%                               | 0.00%         | 1.41%                              | 0.85%                        |
| 1021 PEO STRI                 | 2.26%                               | 0.00%         | 1.12%                              | 1.14%                        |
| 1022 PEO Soldier              | 2.26%                               | 0.00%         | 0.86%                              | 1.40%                        |
| 1024 NGB PARC                 | 2.26%                               | 0.00%         | 1.32%                              | 0.94%                        |
| 1025 PEO CS CSS (NBU)         | 2.26%                               | 0.16%         | 1.92%                              | 0.34%                        |
| 1027 PEO GCS (NBU)            | 2.26%                               | 0.40%         | 1.54%                              | 0.72%                        |
| 1028 SOSE&I (NBU)             | 2.26%                               | 0.00%         | 1.57%                              | 0.71%                        |
| 1029 PEO ACWA                 | 2.26%                               | 0.00%         | 1.55%                              | 0.71%                        |
| 1030 CDG / AAC Fellows        | 2.26%                               | 0.00%         | 1.22%                              | 1.03%                        |
| 1033 PEO C3T (NBU)            | 2.26%                               | 0.00%         | 1.12%                              | 1.14%                        |
| 1100 HQ ATEC                  | 2.26%                               | 1.17%         | 1.12%                              | 1.15%                        |
| 1101 ATEC AEC                 | 2.26%                               | 1.17%         | 1.03%                              | 1.23%                        |
| 1110 ATEC YPG                 | 2.26%                               | 3.07%         | 1.82%                              | 0.44%                        |
| 1111 ATEC ATC                 | 2.26%                               | 3.50%         | 1.37%                              | 0.89%                        |
| 1120 ATEC OTC                 | 2.26%                               | 2.06%         | 1.29%                              | 0.97%                        |
| 1210 AMCOM Command Staff      | 2.26%                               | 0.00%         | 0.95%                              | 1.31%                        |
| 1211 AMCOM G Staff            | 2.26%                               | 0.00%         | 1.19%                              | 1.07%                        |
| 1212 AMCOM IG                 | 2.26%                               | 0.00%         | 0.80%                              | 1.46%                        |
| 1213 AMCOM IMMC               | 2.26%                               | 0.00%         | 1.34%                              | 0.92%                        |
| 1214 AMCOM SAMD               | 2.26%                               | 0.00%         | 1.81%                              | 0.45%                        |
| 1215 AMCOM AID                | 2.26%                               | 0.00%         | 0.66%                              | 1.60%                        |
| 1216 AMCOM TMDE               | 2.26%                               | 0.00%         | 1.04%                              | 1.22%                        |
| 1230 SMDC/ARSTRAT Supervisors | 2.26%                               | 0.00%         | 1.61%                              | 0.65%                        |
| 1231 SMDC/ARSTRAT FWC         | 2.40%                               | 0.00%         | 1.74%                              | 0.66%                        |
| 1232 SMDC/ARSTRAT TC          | 2.40%                               | 0.00%         | 1.43%                              | 0.97%                        |
| 1233 SMDC/ARSTRAT Staff       | 2.40%                               | 0.79%         | 1.91%                              | 0.49%                        |
| 1250 TACOM Command Group      | 2.26%                               | 0.00%         | 1.71%                              | 0.54%                        |
| 1251 TACOM Chiefs             | 2.26%                               | 0.00%         | 1.80%                              | 0.46%                        |
| 1252 TACOM ILSC               | 2.26%                               | 0.50%         | 1.70%                              | 0.56%                        |
| 1253 TACOM IG                 | 2.26%                               | 0.00%         | 1.63%                              | 0.63%                        |
| 1254 TACOM Legal              | 2.26%                               | 0.00%         | 2.04%                              | 0.22%                        |
| 1255 TACOM PM LAV             | 2.26%                               | 0.00%         | 1.94%                              | 0.32%                        |
| 1256 TACOM MSO                | 2.26%                               | 0.00%         | 1.77%                              | 0.49%                        |
| 1299 AMSAA                    | 2.26%                               | 0.91%         | 1.47%                              | 0.80%                        |
| 1311 ACC - NJ                 | 2.26%                               | 0.00%         | 1.72%                              | 0.55%                        |
| 1312 ACC - RSA                | 2.26%                               | 0.00%         | 1.35%                              | 0.91%                        |
| 1313 ACC - Warren             | 2.26%                               | 0.00%         | 1.99%                              | 0.27%                        |
| 1314 ACC - Orlando            | 2.26%                               | 0.00%         | 1.94%                              | 0.32%                        |
| 1320 ACC MICC HQ              | 2.26%                               | 13.64%        | 1.69%                              | 0.57%                        |
| 1361 ACC ECC 411 CSB / CCK    | 2.26%                               | 0.00%         | 1.95%                              | 0.31%                        |
| 1399 MEDCOM HCAA              | 2.26%                               | 0.00%         | 1.91%                              | 0.35%                        |
| <b>Overall</b>                | <b>2.27%</b>                        |               | <b>1.43%</b>                       | <b>0.84%</b>                 |

| Army CCAS Results 2016        | Financial - Awards \$ |                  |                     |                    |                     |                 |
|-------------------------------|-----------------------|------------------|---------------------|--------------------|---------------------|-----------------|
|                               | Award (CA)            | Award Set-aside  | CA Awards           | Carryover to Award | Total Awards        | Remainder Award |
| <b>Total / Average</b>        | <b>\$13,648,863</b>   | <b>\$210,780</b> | <b>\$13,637,195</b> | <b>\$6,709,229</b> | <b>\$20,346,424</b> | <b>\$11,668</b> |
| 1001 OASA ALT                 | \$466,292             | \$0              | \$466,162           | \$400,333          | \$866,495           | \$130           |
| 1010 HQ USAASC                | \$149,105             | \$5,123          | \$144,013           | \$69,718           | \$213,731           | \$5,092         |
| 1011 PEO Ammo                 | \$316,942             | \$0              | \$316,865           | \$306,476          | \$623,341           | \$77            |
| 1012 PEO Aviation             | \$821,006             | \$0              | \$820,736           | \$618,171          | \$1,438,907         | \$270           |
| 1013 PEO C3T (BU)             | \$366,141             | \$0              | \$366,024           | \$224,649          | \$590,673           | \$117           |
| 1014 JPEO CBD                 | \$387,928             | \$0              | \$387,874           | \$218,990          | \$606,864           | \$54            |
| 1015 PEO CS CSS (BU)          | \$1,014,300           | \$15,720         | \$1,014,283         | \$91,231           | \$1,105,514         | \$17            |
| 1016 PEO EIS                  | \$967,289             | \$0              | \$967,007           | \$367,317          | \$1,334,324         | \$282           |
| 1017 PEO GCS (BU)             | \$532,397             | \$65,074         | \$532,397           | \$61,759           | \$594,156           | \$0             |
| 1018 SOSE&I (BU)              | \$177,408             | \$0              | \$177,380           | \$28,187           | \$205,567           | \$28            |
| 1019 PEO IEWS                 | \$456,478             | \$0              | \$456,350           | \$124,438          | \$580,788           | \$128           |
| 1020 PEO MS                   | \$194,680             | \$0              | \$194,631           | \$104,112          | \$298,743           | \$49            |
| 1021 PEO STRI                 | \$687,105             | \$0              | \$686,839           | \$503,507          | \$1,190,346         | \$266           |
| 1022 PEO Soldier              | \$334,798             | \$0              | \$334,684           | \$278,165          | \$612,849           | \$114           |
| 1024 NGB PARC                 | \$7,640               | \$0              | \$7,635             | \$6,416            | \$14,051            | \$5             |
| 1025 PEO CS CSS (NBU)         | \$286,211             | \$5,700          | \$286,187           | \$57,544           | \$343,731           | \$24            |
| 1027 PEO GCS (NBU)            | \$183,933             | \$23,873         | \$183,812           | \$79,891           | \$263,703           | \$121           |
| 1028 SOSE&I (NBU)             | \$84,536              | \$0              | \$84,512            | \$36,053           | \$120,565           | \$24            |
| 1029 PEO ACWA                 | \$152,835             | \$0              | \$152,789           | \$66,592           | \$219,381           | \$46            |
| 1030 CDG / AAC Fellows        | \$17,132              | \$1,440          | \$15,711            | \$10,477           | \$26,188            | \$1,421         |
| 1033 PEO C3T (NBU)            | \$285,269             | \$0              | \$285,183           | \$196,792          | \$481,975           | \$86            |
| 1100 HQ ATEC                  | \$335,904             | \$8,045          | \$335,802           | \$226,881          | \$562,683           | \$102           |
| 1101 ATEC AEC                 | \$501,913             | \$5,850          | \$501,680           | \$362,612          | \$864,292           | \$233           |
| 1110 ATEC YPG                 | \$249,352             | \$0              | \$249,257           | \$69,581           | \$318,838           | \$95            |
| 1111 ATEC ATC                 | \$808,992             | \$29,788         | \$808,221           | \$422,286          | \$1,230,507         | \$771           |
| 1120 ATEC OTC                 | \$212,133             | \$4,205          | \$212,133           | \$131,665          | \$343,798           | \$0             |
| 1210 AMCOM Command Staff      | \$40,611              | \$0              | \$40,595            | \$50,355           | \$90,950            | \$16            |
| 1211 AMCOM G Staff            | \$77,953              | \$0              | \$77,920            | \$78,737           | \$156,657           | \$33            |
| 1212 AMCOM IG                 | \$7,358               | \$0              | \$7,354             | \$10,154           | \$17,508            | \$4             |
| 1213 AMCOM IMMC               | \$215,926             | \$0              | \$215,833           | \$187,866          | \$403,699           | \$93            |
| 1214 AMCOM SAMD               | \$35,715              | \$0              | \$35,697            | \$15,015           | \$50,712            | \$18            |
| 1215 AMCOM AID                | \$36,238              | \$1,812          | \$36,229            | \$56,078           | \$92,307            | \$9             |
| 1216 AMCOM TMDE               | \$38,222              | \$0              | \$38,208            | \$44,344           | \$82,552            | \$14            |
| 1230 SMDC/ARSTRAT Supervisors | \$193,188             | \$0              | \$193,134           | \$91,784           | \$284,918           | \$54            |
| 1231 SMDC/ARSTRAT FWC         | \$128,049             | \$0              | \$128,002           | \$61,790           | \$189,792           | \$47            |
| 1232 SMDC/ARSTRAT TC          | \$144,203             | \$0              | \$144,135           | \$102,351          | \$246,486           | \$68            |
| 1233 SMDC/ARSTRAT Staff       | \$445,995             | \$0              | \$445,787           | \$159,293          | \$605,080           | \$208           |
| 1250 TACOM Command Group      | \$18,973              | \$0              | \$18,966            | \$6,157            | \$25,123            | \$7             |
| 1251 TACOM Chiefs             | \$101,871             | \$0              | \$101,839           | \$27,694           | \$129,533           | \$32            |
| 1252 TACOM ILSC               | \$357,938             | \$0              | \$357,838           | \$119,474          | \$477,312           | \$100           |
| 1253 TACOM IG                 | \$4,447               | \$0              | \$4,445             | \$1,645            | \$6,090             | \$2             |
| 1254 TACOM Legal              | \$31,387              | \$0              | \$31,381            | \$4,036            | \$35,417            | \$6             |
| 1255 TACOM PM LAV             | \$21,923              | \$0              | \$21,917            | \$4,118            | \$26,035            | \$6             |
| 1256 TACOM MSO                | \$48,421              | \$0              | \$48,408            | \$14,016           | \$62,424            | \$13            |
| 1299 AMSAA                    | \$451,548             | \$5,529          | \$451,415           | \$211,086          | \$662,501           | \$133           |
| 1311 ACC - NJ                 | \$119,088             | \$0              | \$119,088           | \$38,027           | \$157,115           | \$0             |
| 1312 ACC - RSA                | \$210,579             | \$0              | \$210,520           | \$121,022          | \$331,542           | \$59            |
| 1313 ACC - Warren             | \$172,905             | \$2,950          | \$171,907           | \$27,883           | \$199,790           | \$998           |
| 1314 ACC - Orlando            | \$188,387             | \$0              | \$188,317           | \$39,129           | \$227,446           | \$70            |
| 1320 ACC MICC HQ              | \$282,494             | \$35,671         | \$282,493           | \$103,201          | \$385,694           | \$1             |
| 1361 ACC ECC 411 CSB / CCK    | \$57,689              | \$0              | \$57,669            | \$13,403           | \$71,072            | \$20            |
| 1399 MEDCOM HCAA              | \$220,036             | \$0              | \$219,931           | \$56,728           | \$276,659           | \$105           |
| <b>Overall</b>                | <b>\$13,648,863</b>   | <b>\$210,780</b> | <b>\$13,637,195</b> | <b>\$6,709,229</b> | <b>\$20,346,424</b> | <b>\$11,668</b> |



| Army CCAS Results 2016        | Financial - Awards % |                 |                                 |
|-------------------------------|----------------------|-----------------|---------------------------------|
|                               | Award (CA)           | Award Set-aside | % of Adj Salary spent on Awards |
| <b>Total / Average</b>        | <b>1.57%</b>         |                 | <b>1.40%</b>                    |
| 1001 OASA ALT                 | 1.50%                | 0.00%           | 1.35%                           |
| 1010 HQ USAASC                | 1.50%                | 3.44%           | 1.30%                           |
| 1011 PEO Ammo                 | 1.50%                | 0.00%           | 1.35%                           |
| 1012 PEO Aviation             | 1.50%                | 0.00%           | 1.35%                           |
| 1013 PEO C3T (BU)             | 1.50%                | 0.00%           | 1.35%                           |
| 1014 JPEO CBD                 | 1.50%                | 0.00%           | 1.35%                           |
| 1015 PEO CS CSS (BU)          | 3.33%                | 1.55%           | 3.00%                           |
| 1016 PEO EIS                  | 1.50%                | 0.00%           | 1.35%                           |
| 1017 PEO GCS (BU)             | 3.33%                | 12.22%          | 3.00%                           |
| 1018 SOSE&I (BU)              | 3.33%                | 0.00%           | 3.00%                           |
| 1019 PEO IEWS                 | 1.50%                | 0.00%           | 1.35%                           |
| 1020 PEO MS                   | 1.50%                | 0.00%           | 1.35%                           |
| 1021 PEO STRI                 | 1.50%                | 0.00%           | 1.35%                           |
| 1022 PEO Soldier              | 1.50%                | 0.00%           | 1.35%                           |
| 1024 NGB PARC                 | 1.00%                | 0.00%           | 0.90%                           |
| 1025 PEO CS CSS (NBU)         | 1.50%                | 1.99%           | 1.35%                           |
| 1027 PEO GCS (NBU)            | 1.50%                | 12.98%          | 1.35%                           |
| 1028 SOSE&I (NBU)             | 1.50%                | 0.00%           | 1.35%                           |
| 1029 PEO ACWA                 | 1.50%                | 0.00%           | 1.35%                           |
| 1030 CDG / AAC Fellows        | 1.50%                | 8.41%           | 1.24%                           |
| 1033 PEO C3T (NBU)            | 1.50%                | 0.00%           | 1.35%                           |
| 1100 HQ ATEC                  | 1.50%                | 2.40%           | 1.35%                           |
| 1101 ATEC AEC                 | 1.50%                | 1.17%           | 1.35%                           |
| 1110 ATEC YPG                 | 1.50%                | 0.00%           | 1.35%                           |
| 1111 ATEC ATC                 | 1.50%                | 3.68%           | 1.35%                           |
| 1120 ATEC OTC                 | 1.50%                | 1.98%           | 1.35%                           |
| 1210 AMCOM Command Staff      | 1.00%                | 0.00%           | 0.90%                           |
| 1211 AMCOM G Staff            | 1.00%                | 0.00%           | 0.90%                           |
| 1212 AMCOM IG                 | 1.00%                | 0.00%           | 0.90%                           |
| 1213 AMCOM IMMC               | 1.00%                | 0.00%           | 0.90%                           |
| 1214 AMCOM SAMD               | 1.00%                | 0.00%           | 0.90%                           |
| 1215 AMCOM AID                | 1.00%                | 5.00%           | 0.90%                           |
| 1216 AMCOM TMDE               | 1.00%                | 0.00%           | 0.90%                           |
| 1230 SMDC/ARSTRAT Supervisors | 1.30%                | 0.00%           | 1.17%                           |
| 1231 SMDC/ARSTRAT FWC         | 1.30%                | 0.00%           | 1.17%                           |
| 1232 SMDC/ARSTRAT TC          | 1.30%                | 0.00%           | 1.17%                           |
| 1233 SMDC/ARSTRAT Staff       | 1.30%                | 0.00%           | 1.17%                           |
| 1250 TACOM Command Group      | 1.50%                | 0.00%           | 1.35%                           |
| 1251 TACOM Chiefs             | 1.50%                | 0.00%           | 1.35%                           |
| 1252 TACOM ILSC               | 1.50%                | 0.00%           | 1.35%                           |
| 1253 TACOM IG                 | 1.50%                | 0.00%           | 1.35%                           |
| 1254 TACOM Legal              | 1.50%                | 0.00%           | 1.35%                           |
| 1255 TACOM PM LAV             | 1.50%                | 0.00%           | 1.35%                           |
| 1256 TACOM MSO                | 1.50%                | 0.00%           | 1.35%                           |
| 1299 AMSAA                    | 1.50%                | 1.22%           | 1.35%                           |
| 1311 ACC - NJ                 | 1.50%                | 0.00%           | 1.35%                           |
| 1312 ACC - RSA                | 1.50%                | 0.00%           | 1.35%                           |
| 1313 ACC - Warren             | 1.50%                | 1.71%           | 1.34%                           |
| 1314 ACC - Orlando            | 1.50%                | 0.00%           | 1.35%                           |
| 1320 ACC MICC HQ              | 1.50%                | 12.63%          | 1.35%                           |
| 1361 ACC ECC 411 CSB / CCK    | 1.50%                | 0.00%           | 1.35%                           |
| 1399 MEDCOM HCAA              | 1.30%                | 0.00%           | 1.17%                           |
| <b>Overall</b>                | <b>1.57%</b>         |                 | <b>1.40%</b>                    |

| Army CCAS Results 2016        | Financial - 1.5% Award Cap FY2016      |  |                     |                         |
|-------------------------------|--|--|---------------------|-------------------------|
|                               | Sum of Adjusted Base Salary (cap EXIV) | 1.5% of Sum of Adjusted Base Salary (cap EXIV) | Less CA Awards      | Award Dollars Available |
| <b>Total / Average</b>        | <b>\$970,706,397</b>                   | <b>\$15,163,520</b>                            | <b>\$13,637,195</b> | <b>\$1,526,325</b>      |
| 1001 OASA ALT                 | \$34,540,201                           | \$518,103                                      | \$466,162           | \$51,941                |
| 1010 HQ USAASC                | \$11,044,827                           | \$165,672                                      | \$144,013           | \$21,659                |
| 1011 PEO Ammo                 | \$23,477,204                           | \$352,158                                      | \$316,865           | \$35,293                |
| 1012 PEO Aviation             | \$60,815,329                           | \$912,230                                      | \$820,736           | \$91,494                |
| 1013 PEO C3T (BU)             | \$27,121,568                           | \$406,824                                      | \$366,024           | \$40,800                |
| 1014 JPEO CBD                 | \$28,735,473                           | \$431,032                                      | \$387,874           | \$43,158                |
| 1015 PEO CS CSS (BU)          | \$33,810,014                           | \$1,125,873                                    | \$1,014,283         | \$111,590               |
| 1016 PEO EIS                  | \$71,651,080                           | \$1,074,766                                    | \$967,007           | \$107,759               |
| 1017 PEO GCS (BU)             | \$17,746,772                           | \$590,968                                      | \$532,397           | \$58,571                |
| 1018 SOSE&I (BU)              | \$5,913,598                            | \$196,923                                      | \$177,380           | \$19,543                |
| 1019 PEO IEWS                 | \$33,813,208                           | \$507,198                                      | \$456,350           | \$50,848                |
| 1020 PEO MS                   | \$14,420,778                           | \$216,312                                      | \$194,631           | \$21,681                |
| 1021 PEO STRI                 | \$50,896,667                           | \$763,450                                      | \$686,839           | \$76,611                |
| 1022 PEO Soldier              | \$24,799,916                           | \$371,999                                      | \$334,684           | \$37,315                |
| 1024 NGB PARC                 | \$848,934                              | \$8,489  | \$7,635             | \$854                   |
| 1025 PEO CS CSS (NBU)         | \$21,200,833                           | \$318,012                                      | \$286,187           | \$31,825                |
| 1027 PEO GCS (NBU)            | \$13,624,739                           | \$204,371                                      | \$183,812           | \$20,559                |
| 1028 SOSE&I (NBU)             | \$6,261,933                            | \$93,929                                       | \$84,512            | \$9,417                 |
| 1029 PEO ACWA                 | \$11,321,134                           | \$169,817                                      | \$152,789           | \$17,028                |
| 1030 CDG / AAC Fellows        | \$1,269,111                            | \$19,037                                       | \$15,711            | \$3,326                 |
| 1033 PEO C3T (NBU)            | \$21,131,108                           | \$316,967                                      | \$285,183           | \$31,784                |
| 1100 HQ ATEC                  | \$24,881,842                           | \$373,228                                      | \$335,802           | \$37,426                |
| 1101 ATEC AEC                 | \$37,178,780                           | \$557,682                                      | \$501,680           | \$56,002                |
| 1110 ATEC YPG                 | \$18,470,571                           | \$277,059                                      | \$249,257           | \$27,802                |
| 1111 ATEC ATC                 | \$59,925,338                           | \$898,880                                      | \$808,221           | \$90,659                |
| 1120 ATEC OTC                 | \$15,713,602                           | \$235,704                                      | \$212,133           | \$23,571                |
| 1210 AMCOM Command Staff      | \$4,512,432                            | \$45,124                                       | \$40,595            | \$4,529                 |
| 1211 AMCOM G Staff            | \$8,661,460                            | \$86,615                                       | \$77,920            | \$8,695                 |
| 1212 AMCOM IG                 | \$817,589                              | \$8,176  | \$7,354             | \$822                   |
| 1213 AMCOM IMMC               | \$23,991,780                           | \$239,918                                      | \$215,833           | \$24,085                |
| 1214 AMCOM SAMD               | \$3,968,365                            | \$39,684                                       | \$35,697            | \$3,987                 |
| 1215 AMCOM AID                | \$4,026,471                            | \$40,265                                       | \$36,229            | \$4,036                 |
| 1216 AMCOM TMDE               | \$4,246,960                            | \$42,470                                       | \$38,208            | \$4,262                 |
| 1230 SMDC/ARSTRAT Supervisors | \$16,511,859                           | \$214,654                                      | \$193,134           | \$21,520                |
| 1231 SMDC/ARSTRAT FWC         | \$10,944,365                           | \$142,277                                      | \$128,002           | \$14,275                |
| 1232 SMDC/ARSTRAT TC          | \$12,325,121                           | \$160,227                                      | \$144,135           | \$16,092                |
| 1233 SMDC/ARSTRAT Staff       | \$38,119,250                           | \$495,550                                      | \$445,787           | \$49,763                |
| 1250 TACOM Command Group      | \$1,405,461                            | \$21,082                                       | \$18,966            | \$2,116                 |
| 1251 TACOM Chiefs             | \$7,546,023                            | \$113,190                                      | \$101,839           | \$11,351                |
| 1252 TACOM ILSC               | \$26,513,984                           | \$397,710                                      | \$357,838           | \$39,872                |
| 1253 TACOM IG                 | \$329,414                              | \$4,941  | \$4,445             | \$496                   |
| 1254 TACOM Legal              | \$2,324,969                            | \$34,875                                       | \$31,381            | \$3,494                 |
| 1255 TACOM PM LAV             | \$1,623,972                            | \$24,360                                       | \$21,917            | \$2,443                 |
| 1256 TACOM MSO                | \$3,586,774                            | \$53,802                                       | \$48,408            | \$5,394                 |
| 1299 AMSAA                    | \$33,448,008                           | \$501,720                                      | \$451,415           | \$50,305                |
| 1311 ACC - NJ                 | \$8,821,343                            | \$132,320                                      | \$119,088           | \$13,232                |
| 1312 ACC - RSA                | \$15,598,447                           | \$233,977                                      | \$210,520           | \$23,457                |
| 1313 ACC - Warren             | \$12,807,834                           | \$192,118                                      | \$171,907           | \$20,211                |
| 1314 ACC - Orlando            | \$13,954,619                           | \$209,319                                      | \$188,317           | \$21,002                |
| 1320 ACC MICC HQ              | \$20,925,505                           | \$313,883                                      | \$282,493           | \$31,390                |
| 1361 ACC ECC 411 CSB / CCK    | \$4,273,289                            | \$64,099                                       | \$57,669            | \$6,430                 |
| 1399 MEDCOM HCAA              | \$18,806,543                           | \$244,485                                      | \$219,931           | \$24,554                |
| <b>Overall</b>                | <b>\$970,706,397</b>                   | <b>\$15,163,520</b>                            | <b>\$13,637,195</b> | <b>\$1,526,325</b>      |

| Army CCAS Results 2016        | Financial - 1.5% Award Cap FY2016      |  |                     |                         |
|-------------------------------|--|--|---------------------|-------------------------|
|                               | Sum of Adjusted Base Salary (cap EXIV) | 1.5% of Sum of Adjusted Base Salary (cap EXIV) | Less CA Awards      | Award Dollars Available |
| <b>Total / Average</b>        | <b>\$970,706,397</b>                   | <b>\$14,973,867</b>                            | <b>\$13,637,195</b> | <b>\$1,336,672</b>      |
| 1001 OASA ALT                 | \$34,540,201                           | \$518,103                                      | \$466,162           | \$51,941                |
| 1010 HQ USAASC                | \$11,044,827                           | \$165,672                                      | \$144,013           | \$21,659                |
| 1011 PEO Ammo                 | \$23,477,204                           | \$352,158                                      | \$316,865           | \$35,293                |
| 1012 PEO Aviation             | \$60,815,329                           | \$912,230                                      | \$820,736           | \$91,494                |
| 1013 PEO C3T (BU)             | \$27,121,568                           | \$406,824                                      | \$366,024           | \$40,800                |
| 1014 JPEO CBD                 | \$28,735,473                           | \$431,032                                      | \$387,874           | \$43,158                |
| 1015 PEO CS CSS (BU)          | \$33,810,014                           | \$1,014,300                                    | \$1,014,283         | \$17                    |
| 1016 PEO EIS                  | \$71,651,080                           | \$1,074,766                                    | \$967,007           | \$107,759               |
| 1017 PEO GCS (BU)             | \$17,746,772                           | \$532,403                                      | \$532,397           | \$6                     |
| 1018 SOSE&I (BU)              | \$5,913,598                            | \$177,408                                      | \$177,380           | \$28                    |
| 1019 PEO IEWS                 | \$33,813,208                           | \$507,198                                      | \$456,350           | \$50,848                |
| 1020 PEO MS                   | \$14,420,778                           | \$216,312                                      | \$194,631           | \$21,681                |
| 1021 PEO STRI                 | \$50,896,667                           | \$763,450                                      | \$686,839           | \$76,611                |
| 1022 PEO Soldier              | \$24,799,916                           | \$371,999                                      | \$334,684           | \$37,315                |
| 1024 NGB PARC                 | \$848,934                              | \$8,489  | \$7,635             | \$854                   |
| 1025 PEO CS CSS (NBU)         | \$21,200,833                           | \$318,012                                      | \$286,187           | \$31,825                |
| 1027 PEO GCS (NBU)            | \$13,624,739                           | \$204,371                                      | \$183,812           | \$20,559                |
| 1028 SOSE&I (NBU)             | \$6,261,933                            | \$93,929                                       | \$84,512            | \$9,417                 |
| 1029 PEO ACWA                 | \$11,321,134                           | \$169,817                                      | \$152,789           | \$17,028                |
| 1030 CDG / AAC Fellows        | \$1,269,111                            | \$19,037                                       | \$15,711            | \$3,326                 |
| 1033 PEO C3T (NBU)            | \$21,131,108                           | \$316,967                                      | \$285,183           | \$31,784                |
| 1100 HQ ATEC                  | \$24,881,842                           | \$373,228                                      | \$335,802           | \$37,426                |
| 1101 ATEC AEC                 | \$37,178,780                           | \$557,682                                      | \$501,680           | \$56,002                |
| 1110 ATEC YPG                 | \$18,470,571                           | \$277,059                                      | \$249,257           | \$27,802                |
| 1111 ATEC ATC                 | \$59,925,338                           | \$898,880                                      | \$808,221           | \$90,659                |
| 1120 ATEC OTC                 | \$15,713,602                           | \$235,704                                      | \$212,133           | \$23,571                |
| 1210 AMCOM Command Staff      | \$4,512,432                            | \$45,124                                       | \$40,595            | \$4,529                 |
| 1211 AMCOM G Staff            | \$8,661,460                            | \$86,615                                       | \$77,920            | \$8,695                 |
| 1212 AMCOM IG                 | \$817,589                              | \$8,176  | \$7,354             | \$822                   |
| 1213 AMCOM IMMC               | \$23,991,780                           | \$239,918                                      | \$215,833           | \$24,085                |
| 1214 AMCOM SAMD               | \$3,968,365                            | \$39,684                                       | \$35,697            | \$3,987                 |
| 1215 AMCOM AID                | \$4,026,471                            | \$40,265                                       | \$36,229            | \$4,036                 |
| 1216 AMCOM TMDE               | \$4,246,960                            | \$42,470                                       | \$38,208            | \$4,262                 |
| 1230 SMDC/ARSTRAT Supervisors | \$16,511,859                           | \$214,654                                      | \$193,134           | \$21,520                |
| 1231 SMDC/ARSTRAT FWC         | \$10,944,365                           | \$142,277                                      | \$128,002           | \$14,275                |
| 1232 SMDC/ARSTRAT TC          | \$12,325,121                           | \$160,227                                      | \$144,135           | \$16,092                |
| 1233 SMDC/ARSTRAT Staff       | \$38,119,250                           | \$495,550                                      | \$445,787           | \$49,763                |
| 1250 TACOM Command Group      | \$1,405,461                            | \$21,082                                       | \$18,966            | \$2,116                 |
| 1251 TACOM Chiefs             | \$7,546,023                            | \$113,190                                      | \$101,839           | \$11,351                |
| 1252 TACOM ILSC               | \$26,513,984                           | \$397,710                                      | \$357,838           | \$39,872                |
| 1253 TACOM IG                 | \$329,414                              | \$4,941  | \$4,445             | \$496                   |
| 1254 TACOM Legal              | \$2,324,969                            | \$34,875                                       | \$31,381            | \$3,494                 |
| 1255 TACOM PM LAV             | \$1,623,972                            | \$24,360                                       | \$21,917            | \$2,443                 |
| 1256 TACOM MSO                | \$3,586,774                            | \$53,802                                       | \$48,408            | \$5,394                 |
| 1299 AMSAA                    | \$33,448,008                           | \$501,720                                      | \$451,415           | \$50,305                |
| 1311 ACC - NJ                 | \$8,821,343                            | \$132,320                                      | \$119,088           | \$13,232                |
| 1312 ACC - RSA                | \$15,598,447                           | \$233,977                                      | \$210,520           | \$23,457                |
| 1313 ACC - Warren             | \$12,807,834                           | \$192,118                                      | \$171,907           | \$20,211                |
| 1314 ACC - Orlando            | \$13,954,619                           | \$209,319                                      | \$188,317           | \$21,002                |
| 1320 ACC MICC HQ              | \$20,925,505                           | \$313,883                                      | \$282,493           | \$31,390                |
| 1361 ACC ECC 411 CSB / CCK    | \$4,273,289                            | \$64,099                                       | \$57,669            | \$6,430                 |
| 1399 MEDCOM HCAA              | \$18,806,543                           | \$244,485                                      | \$219,931           | \$24,554                |
| <b>Overall</b>                | <b>\$970,706,397</b>                   | <b>\$14,973,867</b>                            | <b>\$13,637,195</b> | <b>\$1,336,672</b>      |

| Army CCAS Results 2016        | Average Percent of CRI Payout |              |              |              |
|-------------------------------|-------------------------------|--------------|--------------|--------------|
|                               | CRI Minimum (non-zero)        | CRI Average  | CRI Median   | CRI Maximum  |
| <b>Total / Average</b>        | <b>0.00%</b>                  | <b>1.58%</b> | <b>1.93%</b> | <b>9.81%</b> |
| 1001 OASA ALT                 | 0.00%                         | 0.99%        | 0.00%        | 4.66%        |
| 1010 HQ USAASC                | 0.06%                         | 1.60%        | 2.03%        | 3.77%        |
| 1011 PEO Ammo                 | 0.14%                         | 0.67%        | 0.00%        | 3.45%        |
| 1012 PEO Aviation             | 0.00%                         | 1.17%        | 0.57%        | 3.51%        |
| 1013 PEO C3T (BU)             | 0.00%                         | 1.55%        | 2.13%        | 4.78%        |
| 1014 JPEO CBD                 | 0.00%                         | 1.47%        | 1.91%        | 4.26%        |
| 1015 PEO CS CSS (BU)          | 0.00%                         | 2.02%        | 2.11%        | 5.24%        |
| 1016 PEO EIS                  | 0.00%                         | 1.71%        | 2.10%        | 4.20%        |
| 1017 PEO GCS (BU)             | 0.00%                         | 2.00%        | 2.10%        | 7.38%        |
| 1018 SOSE&I (BU)              | 0.00%                         | 1.87%        | 2.27%        | 3.74%        |
| 1019 PEO IEWS                 | 0.03%                         | 1.95%        | 2.18%        | 4.41%        |
| 1020 PEO MS                   | 0.74%                         | 1.54%        | 2.02%        | 3.54%        |
| 1021 PEO STRI                 | 0.00%                         | 1.29%        | 0.00%        | 4.55%        |
| 1022 PEO Soldier              | 0.02%                         | 1.03%        | 0.00%        | 3.88%        |
| 1024 NGB PARC                 | 1.17%                         | 1.37%        | 0.59%        | 5.07%        |
| 1025 PEO CS CSS (NBU)         | 0.00%                         | 1.96%        | 1.95%        | 4.11%        |
| 1027 PEO GCS (NBU)            | 0.17%                         | 1.66%        | 1.86%        | 4.58%        |
| 1028 SOSE&I (NBU)             | 1.18%                         | 1.69%        | 2.27%        | 3.23%        |
| 1029 PEO ACWA                 | 0.13%                         | 1.64%        | 1.96%        | 3.12%        |
| 1030 CDG / AAC Fellows        | 0.57%                         | 1.27%        | 0.76%        | 2.77%        |
| 1033 PEO C3T (NBU)            | 0.03%                         | 1.25%        | 1.78%        | 3.40%        |
| 1100 HQ ATEC                  | 0.31%                         | 1.32%        | 1.15%        | 4.14%        |
| 1101 ATEC AEC                 | 0.01%                         | 1.18%        | 0.00%        | 5.05%        |
| 1110 ATEC YPG                 | 0.00%                         | 1.93%        | 1.94%        | 9.81%        |
| 1111 ATEC ATC                 | 0.05%                         | 1.45%        | 1.87%        | 5.40%        |
| 1120 ATEC OTC                 | 0.00%                         | 1.35%        | 1.55%        | 3.68%        |
| 1210 AMCOM Command Staff      | 0.00%                         | 1.07%        | 0.00%        | 3.12%        |
| 1211 AMCOM G Staff            | 0.00%                         | 1.29%        | 1.71%        | 3.14%        |
| 1212 AMCOM IG                 | 1.91%                         | 1.01%        | 0.95%        | 2.26%        |
| 1213 AMCOM IMMC               | 0.00%                         | 1.43%        | 1.91%        | 3.17%        |
| 1214 AMCOM SAMD               | 1.46%                         | 1.85%        | 2.20%        | 3.20%        |
| 1215 AMCOM AID                | 0.00%                         | 0.80%        | 0.00%        | 2.97%        |
| 1216 AMCOM TMDE               | 0.06%                         | 1.20%        | 1.62%        | 3.15%        |
| 1230 SMDC/ARSTRAT Supervisors | 0.02%                         | 1.70%        | 2.07%        | 4.51%        |
| 1231 SMDC/ARSTRAT FWC         | 0.26%                         | 1.80%        | 2.25%        | 3.85%        |
| 1232 SMDC/ARSTRAT TC          | 0.00%                         | 1.50%        | 1.80%        | 4.92%        |
| 1233 SMDC/ARSTRAT Staff       | 0.00%                         | 2.06%        | 2.23%        | 4.51%        |
| 1250 TACOM Command Group      | 1.21%                         | 1.88%        | 2.13%        | 3.43%        |
| 1251 TACOM Chiefs             | 1.29%                         | 1.88%        | 2.13%        | 3.53%        |
| 1252 TACOM ILSC               | 0.27%                         | 1.76%        | 2.12%        | 6.28%        |
| 1253 TACOM IG                 | 2.32%                         | 1.70%        | 2.32%        | 2.79%        |
| 1254 TACOM Legal              | 1.56%                         | 2.12%        | 2.29%        | 3.34%        |
| 1255 TACOM PM LAV             | 1.24%                         | 2.05%        | 2.18%        | 2.85%        |
| 1256 TACOM MSO                | 1.58%                         | 1.92%        | 2.19%        | 3.42%        |
| 1299 AMSAA                    | 0.09%                         | 1.67%        | 1.88%        | 6.04%        |
| 1311 ACC - NJ                 | 0.73%                         | 1.82%        | 2.13%        | 3.26%        |
| 1312 ACC - RSA                | 0.00%                         | 1.57%        | 1.98%        | 3.53%        |
| 1313 ACC - Warren             | 0.29%                         | 2.19%        | 2.51%        | 4.67%        |
| 1314 ACC - Orlando            | 0.16%                         | 2.05%        | 2.15%        | 3.93%        |
| 1320 ACC MICC HQ              | 0.24%                         | 1.88%        | 1.89%        | 4.80%        |
| 1361 ACC ECC 411 CSB / CCK    | 1.26%                         | 2.03%        | 2.34%        | 3.53%        |
| 1399 MEDCOM HCAA              | 0.00%                         | 1.99%        | 2.23%        | 4.29%        |
| <b>Overall</b>                | <b>0.00%</b>                  | <b>0.00%</b> | <b>0.00%</b> | <b>0.00%</b> |

| Army CCAS Results 2016        | Average Percent of Carryover     |                       |                      |                       |
|-------------------------------|----------------------------------|-----------------------|----------------------|-----------------------|
|                               | CRI Carryover Minimum (non-zero) | CRI Carryover Average | CRI Carryover Median | CRI Carryover Maximum |
| <b>Total / Average</b>        | <b>0.00%</b>                     | <b>1.99%</b>          | <b>1.97%</b>         | <b>7.25%</b>          |
| 1001 OASA ALT                 | 0.03%                            | 2.17%                 | 2.06%                | 5.90%                 |
| 1010 HQ USAASC                | 0.49%                            | 1.84%                 | 1.76%                | 2.29%                 |
| 1011 PEO Ammo                 | 0.30%                            | 2.22%                 | 2.30%                | 4.99%                 |
| 1012 PEO Aviation             | 0.12%                            | 2.08%                 | 2.24%                | 3.12%                 |
| 1013 PEO C3T (BU)             | 0.06%                            | 2.16%                 | 2.30%                | 3.67%                 |
| 1014 JPEO CBD                 | 0.06%                            | 2.07%                 | 1.94%                | 5.89%                 |
| 1015 PEO CS CSS (BU)          | 0.12%                            | 1.59%                 | 1.38%                | 4.17%                 |
| 1016 PEO EIS                  | 0.09%                            | 1.97%                 | 2.07%                | 3.74%                 |
| 1017 PEO GCS (BU)             | 0.01%                            | 1.60%                 | 1.62%                | 2.91%                 |
| 1018 SOSE&I (BU)              | 0.34%                            | 1.74%                 | 1.90%                | 2.91%                 |
| 1019 PEO IEWS                 | 0.18%                            | 1.74%                 | 1.73%                | 3.17%                 |
| 1020 PEO MS                   | 0.79%                            | 2.15%                 | 2.17%                | 3.37%                 |
| 1021 PEO STRI                 | 0.11%                            | 1.90%                 | 1.69%                | 4.46%                 |
| 1022 PEO Soldier              | 0.06%                            | 2.08%                 | 1.83%                | 3.94%                 |
| 1024 NGB PARC                 | 0.71%                            | 1.34%                 | 0.99%                | 2.68%                 |
| 1025 PEO CS CSS (NBU)         | 0.06%                            | 1.46%                 | 1.44%                | 3.96%                 |
| 1027 PEO GCS (NBU)            | 0.42%                            | 1.69%                 | 1.75%                | 1.75%                 |
| 1028 SOSE&I (NBU)             | 0.55%                            | 2.12%                 | 2.30%                | 3.15%                 |
| 1029 PEO ACWA                 | 0.46%                            | 2.28%                 | 2.27%                | 3.10%                 |
| 1030 CDG / AAC Fellows        | 0.94%                            | 1.82%                 | 1.77%                | 2.94%                 |
| 1033 PEO C3T (NBU)            | 0.23%                            | 2.04%                 | 2.07%                | 3.74%                 |
| 1100 HQ ATEC                  | 0.92%                            | 2.19%                 | 2.19%                | 7.25%                 |
| 1101 ATEC AEC                 | 0.02%                            | 2.05%                 | 2.03%                | 3.41%                 |
| 1110 ATEC YPG                 | 0.02%                            | 1.78%                 | 1.47%                | 3.97%                 |
| 1111 ATEC ATC                 | 0.02%                            | 2.01%                 | 2.05%                | 3.92%                 |
| 1120 ATEC OTC                 | 0.39%                            | 1.91%                 | 1.92%                | 3.07%                 |
| 1210 AMCOM Command Staff      | 0.57%                            | 2.08%                 | 1.98%                | 3.00%                 |
| 1211 AMCOM G Staff            | 0.25%                            | 2.02%                 | 2.34%                | 2.77%                 |
| 1212 AMCOM IG                 | 2.12%                            | 2.44%                 | 2.39%                | 2.86%                 |
| 1213 AMCOM IMMC               | 0.32%                            | 2.03%                 | 2.13%                | 2.96%                 |
| 1214 AMCOM SAMD               | 0.18%                            | 1.94%                 | 2.33%                | 2.67%                 |
| 1215 AMCOM AID                | 0.68%                            | 2.14%                 | 2.19%                | 2.79%                 |
| 1216 AMCOM TMDE               | 0.70%                            | 2.18%                 | 2.29%                | 2.75%                 |
| 1230 SMDC/ARSTRAT Supervisors | 0.17%                            | 1.81%                 | 1.59%                | 3.82%                 |
| 1231 SMDC/ARSTRAT FWC         | 0.03%                            | 2.05%                 | 2.06%                | 3.54%                 |
| 1232 SMDC/ARSTRAT TC          | 0.21%                            | 2.19%                 | 2.05%                | 3.84%                 |
| 1233 SMDC/ARSTRAT Staff       | 0.33%                            | 2.13%                 | 2.04%                | 3.50%                 |
| 1250 TACOM Command Group      | 1.35%                            | 2.31%                 | 2.31%                | 3.26%                 |
| 1251 TACOM Chiefs             | 0.02%                            | 2.13%                 | 2.09%                | 4.84%                 |
| 1252 TACOM ILSC               | 0.00%                            | 1.80%                 | 1.52%                | 3.14%                 |
| 1253 TACOM IG                 | 1.71%                            | 1.71%                 | 1.71%                | 1.71%                 |
| 1254 TACOM Legal              | 1.51%                            | 1.51%                 | 1.51%                | 1.51%                 |
| 1255 TACOM PM LAV             | 1.13%                            | 1.71%                 | 1.71%                | 2.28%                 |
| 1256 TACOM MSO                | 0.07%                            | 1.56%                 | 1.61%                | 2.95%                 |
| 1299 AMSAA                    | 0.15%                            | 1.74%                 | 1.71%                | 3.55%                 |
| 1311 ACC - NJ                 | 0.78%                            | 1.83%                 | 1.64%                | 3.00%                 |
| 1312 ACC - RSA                | 0.45%                            | 2.30%                 | 2.35%                | 4.30%                 |
| 1313 ACC - Warren             | 0.44%                            | 1.57%                 | 1.60%                | 3.59%                 |
| 1314 ACC - Orlando            | 0.07%                            | 1.99%                 | 2.00%                | 3.45%                 |
| 1320 ACC MICC HQ              | 0.28%                            | 2.07%                 | 2.19%                | 3.27%                 |
| 1361 ACC ECC 411 CSB / CCK    | 0.03%                            | 1.63%                 | 1.77%                | 3.10%                 |
| 1399 MEDCOM HCAA              | 0.42%                            | 2.06%                 | 2.07%                | 3.28%                 |
| <b>Overall</b>                | <b>0.00%</b>                     | <b>1.99%</b>          | <b>1.97%</b>         | <b>7.25%</b>          |

| Army CCAS Results 2016        | Average Percent of CA |              |              |              |
|-------------------------------|-----------------------|--------------|--------------|--------------|
|                               | CA Minimum (non-zero) | CA Average   | CA Median    | CA Maximum   |
| <b>Total / Average</b>        | <b>0.01%</b>          | <b>1.45%</b> | <b>1.33%</b> | <b>7.73%</b> |
| 1001 OASA ALT                 | 0.02%                 | 1.37%        | 1.31%        | 3.63%        |
| 1010 HQ USAASC                | 0.01%                 | 1.32%        | 1.28%        | 2.20%        |
| 1011 PEO Ammo                 | 0.20%                 | 1.38%        | 1.36%        | 2.99%        |
| 1012 PEO Aviation             | 0.49%                 | 1.37%        | 1.35%        | 2.10%        |
| 1013 PEO C3T (BU)             | 0.15%                 | 1.37%        | 1.33%        | 2.65%        |
| 1014 JPEO CBD                 | 0.61%                 | 1.39%        | 1.24%        | 2.63%        |
| 1015 PEO CS CSS (BU)          | 0.03%                 | 3.15%        | 3.08%        | 7.73%        |
| 1016 PEO EIS                  | 0.31%                 | 1.40%        | 1.41%        | 3.06%        |
| 1017 PEO GCS (BU)             | 0.30%                 | 3.21%        | 3.06%        | 7.20%        |
| 1018 SOSE&I (BU)              | 1.17%                 | 3.14%        | 3.18%        | 4.82%        |
| 1019 PEO IEWS                 | 0.12%                 | 1.42%        | 1.37%        | 2.59%        |
| 1020 PEO MS                   | 0.44%                 | 1.40%        | 1.40%        | 2.04%        |
| 1021 PEO STRI                 | 0.13%                 | 1.41%        | 1.31%        | 2.72%        |
| 1022 PEO Soldier              | 0.46%                 | 1.41%        | 1.31%        | 2.49%        |
| 1024 NGB PARC                 | 0.39%                 | 0.90%        | 0.77%        | 1.97%        |
| 1025 PEO CS CSS (NBU)         | 0.71%                 | 1.35%        | 1.27%        | 2.81%        |
| 1027 PEO GCS (NBU)            | 0.01%                 | 1.37%        | 1.16%        | 3.22%        |
| 1028 SOSE&I (NBU)             | 0.68%                 | 1.35%        | 1.42%        | 2.04%        |
| 1029 PEO ACWA                 | 0.79%                 | 1.37%        | 1.41%        | 1.83%        |
| 1030 CDG / AAC Fellows        | 0.02%                 | 1.23%        | 1.19%        | 1.92%        |
| 1033 PEO C3T (NBU)            | 0.44%                 | 1.36%        | 1.35%        | 2.27%        |
| 1100 HQ ATEC                  | 0.44%                 | 1.40%        | 1.35%        | 4.48%        |
| 1101 ATEC AEC                 | 0.33%                 | 1.39%        | 1.30%        | 2.99%        |
| 1110 ATEC YPG                 | 0.27%                 | 1.38%        | 1.26%        | 3.48%        |
| 1111 ATEC ATC                 | 0.37%                 | 1.37%        | 1.39%        | 3.21%        |
| 1120 ATEC OTC                 | 0.62%                 | 1.36%        | 1.39%        | 2.21%        |
| 1210 AMCOM Command Staff      | 0.59%                 | 0.94%        | 0.97%        | 1.24%        |
| 1211 AMCOM G Staff            | 0.54%                 | 0.90%        | 0.93%        | 1.25%        |
| 1212 AMCOM IG                 | 0.76%                 | 0.89%        | 0.87%        | 1.14%        |
| 1213 AMCOM IMMC               | 0.53%                 | 0.91%        | 0.94%        | 1.27%        |
| 1214 AMCOM SAMD               | 0.58%                 | 0.90%        | 0.92%        | 1.28%        |
| 1215 AMCOM AID                | 0.58%                 | 0.95%        | 0.92%        | 2.06%        |
| 1216 AMCOM TMDE               | 0.37%                 | 0.91%        | 0.91%        | 1.46%        |
| 1230 SMDC/ARSTRAT Supervisors | 0.46%                 | 1.19%        | 1.21%        | 2.35%        |
| 1231 SMDC/ARSTRAT FWC         | 0.67%                 | 1.18%        | 1.20%        | 1.94%        |
| 1232 SMDC/ARSTRAT TC          | 0.10%                 | 1.21%        | 1.13%        | 2.37%        |
| 1233 SMDC/ARSTRAT Staff       | 0.05%                 | 1.20%        | 1.15%        | 2.19%        |
| 1250 TACOM Command Group      | 0.71%                 | 1.33%        | 1.26%        | 2.03%        |
| 1251 TACOM Chiefs             | 0.76%                 | 1.35%        | 1.32%        | 3.01%        |
| 1252 TACOM ILSC               | 0.38%                 | 1.37%        | 1.34%        | 2.39%        |
| 1253 TACOM IG                 | 1.02%                 | 1.36%        | 1.38%        | 1.66%        |
| 1254 TACOM Legal              | 0.92%                 | 1.37%        | 1.36%        | 1.98%        |
| 1255 TACOM PM LAV             | 1.24%                 | 1.37%        | 1.31%        | 1.69%        |
| 1256 TACOM MSO                | 0.85%                 | 1.38%        | 1.32%        | 2.02%        |
| 1299 AMSAA                    | 0.12%                 | 1.41%        | 1.32%        | 3.58%        |
| 1311 ACC - NJ                 | 0.75%                 | 1.35%        | 1.37%        | 1.91%        |
| 1312 ACC - RSA                | 0.69%                 | 1.42%        | 1.46%        | 2.58%        |
| 1313 ACC - Warren             | 0.17%                 | 1.46%        | 1.48%        | 3.94%        |
| 1314 ACC - Orlando            | 0.75%                 | 1.40%        | 1.29%        | 2.35%        |
| 1320 ACC MICC HQ              | 0.27%                 | 1.42%        | 1.45%        | 3.51%        |
| 1361 ACC ECC 411 CSB / CCK    | 0.74%                 | 1.39%        | 1.46%        | 2.10%        |
| 1399 MEDCOM HCAA              | 0.24%                 | 1.20%        | 1.19%        | 2.25%        |
| <b>Overall</b>                | <b>0.01%</b>          | <b>1.45%</b> | <b>1.33%</b> | <b>7.73%</b> |

| Army CCAS Results 2016        | Average Percent of Total Award |              |              |               |
|-------------------------------|--------------------------------|--------------|--------------|---------------|
|                               | CA Minimum (non-zero)          | CA Average   | CA Median    | CA Maximum    |
| <b>Total / Average</b>        | <b>0.01%</b>                   | <b>2.09%</b> | <b>1.77%</b> | <b>10.52%</b> |
| 1001 OASA ALT                 | 0.05%                          | 2.44%        | 2.57%        | 8.54%         |
| 1010 HQ USAASC                | 0.01%                          | 1.90%        | 1.71%        | 3.14%         |
| 1011 PEO Ammo                 | 0.46%                          | 2.66%        | 2.71%        | 6.85%         |
| 1012 PEO Aviation             | 0.81%                          | 2.32%        | 2.01%        | 4.61%         |
| 1013 PEO C3T (BU)             | 0.36%                          | 2.07%        | 1.68%        | 4.92%         |
| 1014 JPEO CBD                 | 0.61%                          | 2.10%        | 1.83%        | 7.27%         |
| 1015 PEO CS CSS (BU)          | 0.03%                          | 3.43%        | 3.31%        | 9.48%         |
| 1016 PEO EIS                  | 0.50%                          | 1.92%        | 1.61%        | 5.12%         |
| 1017 PEO GCS (BU)             | 0.47%                          | 3.57%        | 3.48%        | 7.66%         |
| 1018 SOSE&I (BU)              | 1.17%                          | 3.56%        | 3.67%        | 6.67%         |
| 1019 PEO IEWS                 | 0.28%                          | 1.77%        | 1.59%        | 4.61%         |
| 1020 PEO MS                   | 0.44%                          | 2.09%        | 1.70%        | 4.94%         |
| 1021 PEO STRI                 | 0.33%                          | 2.34%        | 2.42%        | 6.54%         |
| 1022 PEO Soldier              | 0.98%                          | 2.48%        | 2.64%        | 5.83%         |
| 1024 NGB PARC                 | 0.47%                          | 1.63%        | 1.41%        | 3.33%         |
| 1025 PEO CS CSS (NBU)         | 0.05%                          | 1.64%        | 1.71%        | 5.79%         |
| 1027 PEO GCS (NBU)            | 0.01%                          | 1.92%        | 1.90%        | 4.59%         |
| 1028 SOSE&I (NBU)             | 0.68%                          | 1.84%        | 1.50%        | 4.53%         |
| 1029 PEO ACWA                 | 0.79%                          | 1.91%        | 1.49%        | 4.35%         |
| 1030 CDG / AAC Fellows        | 0.02%                          | 2.03%        | 1.75%        | 4.47%         |
| 1033 PEO C3T (NBU)            | 0.72%                          | 2.19%        | 1.75%        | 5.39%         |
| 1100 HQ ATEC                  | 0.44%                          | 2.23%        | 1.89%        | 10.52%        |
| 1101 ATEC AEC                 | 0.33%                          | 2.29%        | 2.19%        | 4.94%         |
| 1110 ATEC YPG                 | 0.27%                          | 1.71%        | 1.42%        | 5.96%         |
| 1111 ATEC ATC                 | 0.42%                          | 2.04%        | 1.74%        | 5.42%         |
| 1120 ATEC OTC                 | 0.68%                          | 2.16%        | 2.00%        | 4.50%         |
| 1210 AMCOM Command Staff      | 0.81%                          | 2.03%        | 1.89%        | 3.73%         |
| 1211 AMCOM G Staff            | 0.54%                          | 1.72%        | 1.25%        | 3.49%         |
| 1212 AMCOM IG                 | 0.76%                          | 1.92%        | 1.77%        | 3.56%         |
| 1213 AMCOM IMMC               | 0.59%                          | 1.64%        | 1.13%        | 3.71%         |
| 1214 AMCOM SAMD               | 0.58%                          | 1.27%        | 0.96%        | 3.37%         |
| 1215 AMCOM AID                | 0.84%                          | 2.26%        | 2.43%        | 3.50%         |
| 1216 AMCOM TMDE               | 0.68%                          | 1.81%        | 1.29%        | 3.46%         |
| 1230 SMDC/ARSTRAT Supervisors | 0.46%                          | 1.70%        | 1.42%        | 5.20%         |
| 1231 SMDC/ARSTRAT FWC         | 0.67%                          | 1.72%        | 1.40%        | 4.72%         |
| 1232 SMDC/ARSTRAT TC          | 0.28%                          | 2.05%        | 1.85%        | 5.54%         |
| 1233 SMDC/ARSTRAT Staff       | 0.05%                          | 1.57%        | 1.27%        | 4.67%         |
| 1250 TACOM Command Group      | 0.71%                          | 1.63%        | 1.27%        | 4.73%         |
| 1251 TACOM Chiefs             | 0.76%                          | 1.66%        | 1.34%        | 7.04%         |
| 1252 TACOM ILSC               | 0.89%                          | 1.80%        | 1.61%        | 4.53%         |
| 1253 TACOM IG                 | 1.38%                          | 1.81%        | 1.66%        | 2.39%         |
| 1254 TACOM Legal              | 0.92%                          | 1.51%        | 1.44%        | 2.20%         |
| 1255 TACOM PM LAV             | 1.24%                          | 1.57%        | 1.31%        | 3.32%         |
| 1256 TACOM MSO                | 0.93%                          | 1.72%        | 1.56%        | 4.28%         |
| 1299 AMSAA                    | 0.31%                          | 1.97%        | 1.87%        | 5.28%         |
| 1311 ACC - NJ                 | 0.75%                          | 1.72%        | 1.44%        | 4.40%         |
| 1312 ACC - RSA                | 0.69%                          | 2.12%        | 1.68%        | 6.28%         |
| 1313 ACC - Warren             | 0.17%                          | 1.68%        | 1.60%        | 4.96%         |
| 1314 ACC - Orlando            | 0.75%                          | 1.66%        | 1.44%        | 5.06%         |
| 1320 ACC MICC HQ              | 0.27%                          | 1.84%        | 1.79%        | 5.05%         |
| 1361 ACC ECC 411 CSB / CCK    | 0.75%                          | 1.70%        | 1.50%        | 4.95%         |
| 1399 MEDCOM HCAA              | 0.24%                          | 1.47%        | 1.28%        | 4.61%         |
| <b>Overall</b>                | <b>0.01%</b>                   | <b>2.09%</b> | <b>1.77%</b> | <b>10.52%</b> |

| Army CCAS Results 2016        | Retained Pay / Control Point / Carryover Award |                                   |                                 |                            |
|-------------------------------|--|-----------------------------------|---------------------------------|----------------------------|
|                               | Number of Retained Employees                   | Number with Control Point Entered | Number Stopped at Control Point | Number of Carryover Awards |
| <b>Total / Average</b>        | <b>396</b>                                     | <b>2588</b>                       | <b>1166</b>                     | <b>3207</b>                |
| 1001 OASA ALT                 | 30   | 121                               | 86                              | 152                        |
| 1010 HQ USAASC                | 2  | 20                                | 4                               | 35                         |
| 1011 PEO Ammo                 | 12   | 139                               | 77                              | 116                        |
| 1012 PEO Aviation             | 13   | 145                               | 87                              | 286                        |
| 1013 PEO C3T (BU)             | 4  | 73                                | 52                              | 97                         |
| 1014 JPEO CBD                 | 24   | 0                                 | 0                               | 88                         |
| 1015 PEO CS CSS (BU)          | 0  | 0                                 | 0                               | 69                         |
| 1016 PEO EIS                  | 20   | 0                                 | 0                               | 184                        |
| 1017 PEO GCS (BU)             | 2  | 0                                 | 0                               | 45                         |
| 1018 SOSE&I (BU)              | 1  | 0                                 | 0                               | 15                         |
| 1019 PEO IEWS                 | 10   | 0                                 | 0                               | 63                         |
| 1020 PEO MS                   | 16   | 20                                | 1                               | 38                         |
| 1021 PEO STRI                 | 11   | 107                               | 53                              | 267                        |
| 1022 PEO Soldier              | 31   | 66                                | 47                              | 117                        |
| 1024 NGB PARC                 | 0  | 0                                 | 0                               | 4                          |
| 1025 PEO CS CSS (NBU)         | 1  | 0                                 | 0                               | 40                         |
| 1027 PEO GCS (NBU)            | 19   | 0                                 | 0                               | 36                         |
| 1028 SOSE&I (NBU)             | 3  | 0                                 | 0                               | 13                         |
| 1029 PEO ACWA                 | 10   | 88                                | 16                              | 28                         |
| 1030 CDG / AAC Fellows        | 0  | 0                                 | 0                               | 6                          |
| 1033 PEO C3T (NBU)            | 11   | 81                                | 46                              | 87                         |
| 1100 HQ ATEC                  | 9  | 203                               | 88                              | 101                        |
| 1101 ATEC AEC                 | 7  | 292                               | 154                             | 166                        |
| 1110 ATEC YPG                 | 3  | 184                               | 35                              | 41                         |
| 1111 ATEC ATC                 | 29   | 570                               | 213                             | 253                        |
| 1120 ATEC OTC                 | 10   | 147                               | 63                              | 76                         |
| 1210 AMCOM Command Staff      | 9  | 2                                 | 2                               | 21                         |
| 1211 AMCOM G Staff            | 7  | 23                                | 11                              | 32                         |
| 1212 AMCOM IG                 | 0  | 0                                 | 0                               | 4                          |
| 1213 AMCOM IMMC               | 14   | 87                                | 26                              | 82                         |
| 1214 AMCOM SAMD               | 1  | 24                                | 4                               | 7                          |
| 1215 AMCOM AID                | 5  | 6                                 | 6                               | 24                         |
| 1216 AMCOM TMDE               | 4  | 10                                | 7                               | 17                         |
| 1230 SMDC/ARSTRAT Supervisors | 14   | 0                                 | 0                               | 42                         |
| 1231 SMDC/ARSTRAT FWC         | 1  | 0                                 | 0                               | 32                         |
| 1232 SMDC/ARSTRAT TC          | 4  | 0                                 | 0                               | 49                         |
| 1233 SMDC/ARSTRAT Staff       | 5  | 0                                 | 0                               | 85                         |
| 1250 TACOM Command Group      | 1  | 0                                 | 0                               | 2                          |
| 1251 TACOM Chiefs             | 1  | 0                                 | 0                               | 11                         |
| 1252 TACOM ILSC               | 14   | 0                                 | 0                               | 64                         |
| 1253 TACOM IG                 | 0  | 0                                 | 0                               | 1                          |
| 1254 TACOM Legal              | 1  | 0                                 | 0                               | 2                          |
| 1255 TACOM PM LAV             | 1  | 0                                 | 0                               | 2                          |
| 1256 TACOM MSO                | 3  | 0                                 | 0                               | 7                          |
| 1299 AMSAA                    | 9  | 66                                | 56                              | 119                        |
| 1311 ACC - NJ                 | 8  | 54                                | 8                               | 16                         |
| 1312 ACC - RSA                | 5  | 60                                | 24                              | 42                         |
| 1313 ACC - Warren             | 7  | 0                                 | 0                               | 18                         |
| 1314 ACC - Orlando            | 2  | 0                                 | 0                               | 21                         |
| 1320 ACC MICC HQ              | 0  | 0                                 | 0                               | 42                         |
| 1361 ACC ECC 411 CSB / CCK    | 0  | 0                                 | 0                               | 10                         |
| 1399 MEDCOM HCAA              | 2  | 0                                 | 0                               | 32                         |
| <b>Overall</b>                | <b>396</b>                                     | <b>2588</b>                       | <b>1166</b>                     | <b>3207</b>                |



| Army CCAS Results 2016        | Average Amount of CRI Payout |                |                |                |
|-------------------------------|------------------------------|----------------|----------------|----------------|
|                               | CRI Minimum (non-zero)       | CRI Average    | CRI Median     | CRI Maximum    |
| <b>Total / Average</b>        | <b>\$1</b>                   | <b>\$1,372</b> | <b>\$1,552</b> | <b>\$6,546</b> |
| 1001 OASA ALT                 | \$2                          | \$916          | \$0            | \$4,921        |
| 1010 HQ USAASC                | \$55                         | \$1,440        | \$1,719        | \$4,103        |
| 1011 PEO Ammo                 | \$151                        | \$660          | \$0            | \$3,461        |
| 1012 PEO Aviation             | \$2                          | \$1,031        | \$509          | \$4,144        |
| 1013 PEO C3T (BU)             | \$2                          | \$1,223        | \$1,528        | \$4,384        |
| 1014 JPEO CBD                 | \$2                          | \$1,442        | \$1,766        | \$4,700        |
| 1015 PEO CS CSS (BU)          | \$2                          | \$1,641        | \$1,825        | \$3,722        |
| 1016 PEO EIS                  | \$1                          | \$1,631        | \$1,813        | \$5,145        |
| 1017 PEO GCS (BU)             | \$2                          | \$1,646        | \$2,004        | \$4,199        |
| 1018 SOSE&I (BU)              | \$2                          | \$1,540        | \$1,622        | \$3,087        |
| 1019 PEO IEWS                 | \$34                         | \$1,912        | \$2,139        | \$4,619        |
| 1020 PEO MS                   | \$868                        | \$1,703        | \$2,093        | \$3,869        |
| 1021 PEO STRI                 | \$1                          | \$1,043        | \$0            | \$4,252        |
| 1022 PEO Soldier              | \$23                         | \$941          | \$0            | \$4,244        |
| 1024 NGB PARC                 | \$1,530                      | \$1,507        | \$765          | \$4,950        |
| 1025 PEO CS CSS (NBU)         | \$2                          | \$1,953        | \$2,156        | \$4,362        |
| 1027 PEO GCS (NBU)            | \$228                        | \$1,833        | \$2,167        | \$4,952        |
| 1028 SOSE&I (NBU)             | \$1,084                      | \$1,701        | \$2,029        | \$3,460        |
| 1029 PEO ACWA                 | \$121                        | \$1,460        | \$1,502        | \$3,657        |
| 1030 CDG / AAC Fellows        | \$548                        | \$1,127        | \$723          | \$2,573        |
| 1033 PEO C3T (NBU)            | \$38                         | \$1,111        | \$1,218        | \$4,034        |
| 1100 HQ ATEC                  | \$282                        | \$1,035        | \$956          | \$3,878        |
| 1101 ATEC AEC                 | \$6                          | \$1,014        | \$0            | \$3,761        |
| 1110 ATEC YPG                 | \$2                          | \$1,547        | \$1,483        | \$6,546        |
| 1111 ATEC ATC                 | \$65                         | \$1,077        | \$1,270        | \$4,023        |
| 1120 ATEC OTC                 | \$2                          | \$1,124        | \$1,100        | \$3,979        |
| 1210 AMCOM Command Staff      | \$2                          | \$1,073        | \$2            | \$3,776        |
| 1211 AMCOM G Staff            | \$2                          | \$1,308        | \$1,568        | \$3,529        |
| 1212 AMCOM IG                 | \$1,032                      | \$691          | \$516          | \$1,594        |
| 1213 AMCOM IMMC               | \$1                          | \$1,413        | \$1,835        | \$3,820        |
| 1214 AMCOM SAMD               | \$1,476                      | \$1,910        | \$2,198        | \$3,486        |
| 1215 AMCOM AID                | \$2                          | \$679          | \$0            | \$3,528        |
| 1216 AMCOM TMDE               | \$70                         | \$1,084        | \$1,263        | \$3,062        |
| 1230 SMDC/ARSTRAT Supervisors | \$28                         | \$1,789        | \$2,180        | \$5,299        |
| 1231 SMDC/ARSTRAT FWC         | \$249                        | \$1,563        | \$1,741        | \$3,822        |
| 1232 SMDC/ARSTRAT TC          | \$2                          | \$1,364        | \$1,516        | \$4,349        |
| 1233 SMDC/ARSTRAT Staff       | \$2                          | \$1,496        | \$1,658        | \$3,702        |
| 1250 TACOM Command Group      | \$476                        | \$1,490        | \$1,630        | \$2,599        |
| 1251 TACOM Chiefs             | \$829                        | \$1,753        | \$1,928        | \$3,643        |
| 1252 TACOM ILSC               | \$363                        | \$1,665        | \$1,968        | \$6,064        |
| 1253 TACOM IG                 | \$1,736                      | \$1,425        | \$1,736        | \$2,540        |
| 1254 TACOM Legal              | \$904                        | \$2,238        | \$2,446        | \$3,231        |
| 1255 TACOM PM LAV             | \$1,179                      | \$1,801        | \$1,930        | \$2,484        |
| 1256 TACOM MSO                | \$1,402                      | \$1,897        | \$2,249        | \$3,460        |
| 1299 AMSAA                    | \$84                         | \$1,317        | \$1,364        | \$4,717        |
| 1311 ACC - NJ                 | \$904                        | \$1,845        | \$2,134        | \$3,650        |
| 1312 ACC - RSA                | \$6                          | \$1,510        | \$1,666        | \$4,239        |
| 1313 ACC - Warren             | \$186                        | \$1,953        | \$2,200        | \$4,852        |
| 1314 ACC - Orlando            | \$150                        | \$1,654        | \$1,761        | \$3,601        |
| 1320 ACC MICC HQ              | \$201                        | \$1,705        | \$1,660        | \$5,639        |
| 1361 ACC ECC 411 CSB / CCK    | \$736                        | \$1,569        | \$1,663        | \$3,748        |
| 1399 MEDCOM HCAA              | \$2                          | \$1,490        | \$1,495        | \$4,128        |
| <b>Overall</b>                | <b>\$1</b>                   | <b>\$1,372</b> | <b>\$1,552</b> | <b>\$6,546</b> |

| Army CCAS Results 2016        | Number Carryover Awards | Average Amount of Carryover Award  |                         |                        |                         |
|-------------------------------|-------------------------|------------------------------------|-------------------------|------------------------|-------------------------|
|                               |                         | Carryover Award Minimum (non-zero) | Carryover Award Average | Carryover Award Median | Carryover Award Maximum |
| <b>Total / Average</b>        | <b>3207</b>             | <b>\$3</b>                         | <b>\$2,092</b>          | <b>\$2,041</b>         | <b>\$9,673</b>          |
| 1001 OASA ALT                 | 152                     | \$43                               | \$2,634                 | \$2,367                | \$7,867                 |
| 1010 HQ USAASC                | 35                      | \$460                              | \$1,992                 | \$1,690                | \$2,730                 |
| 1011 PEO Ammo                 | 116                     | \$353                              | \$2,642                 | \$2,583                | \$6,198                 |
| 1012 PEO Aviation             | 286                     | \$112                              | \$2,161                 | \$2,147                | \$3,805                 |
| 1013 PEO C3T (BU)             | 97                      | \$69                               | \$2,316                 | \$2,556                | \$4,160                 |
| 1014 JPEO CBD                 | 88                      | \$82                               | \$2,489                 | \$2,591                | \$7,545                 |
| 1015 PEO CS CSS (BU)          | 69                      | \$110                              | \$1,322                 | \$1,322                | \$2,979                 |
| 1016 PEO EIS                  | 184                     | \$84                               | \$1,996                 | \$1,992                | \$4,651                 |
| 1017 PEO GCS (BU)             | 45                      | \$14                               | \$1,372                 | \$1,551                | \$3,088                 |
| 1018 SOSE&I (BU)              | 15                      | \$220                              | \$1,879                 | \$2,265                | \$2,878                 |
| 1019 PEO IEWS                 | 63                      | \$195                              | \$1,975                 | \$2,313                | \$4,230                 |
| 1020 PEO MS                   | 38                      | \$1,042                            | \$2,740                 | \$2,891                | \$4,502                 |
| 1021 PEO STRI                 | 267                     | \$99                               | \$1,886                 | \$1,623                | \$4,591                 |
| 1022 PEO Soldier              | 117                     | \$73                               | \$2,377                 | \$2,425                | \$4,471                 |
| 1024 NGB PARC                 | 4                       | \$932                              | \$1,604                 | \$953                  | \$3,578                 |
| 1025 PEO CS CSS (NBU)         | 40                      | \$82                               | \$1,439                 | \$1,295                | \$2,566                 |
| 1027 PEO GCS (NBU)            | 36                      | \$554                              | \$2,219                 | \$2,331                | \$2,331                 |
| 1028 SOSE&I (NBU)             | 13                      | \$720                              | \$2,773                 | \$3,070                | \$4,199                 |
| 1029 PEO ACWA                 | 28                      | \$440                              | \$2,378                 | \$2,133                | \$3,860                 |
| 1030 CDG / AAC Fellows        | 6                       | \$898                              | \$1,746                 | \$1,693                | \$2,818                 |
| 1033 PEO C3T (NBU)            | 87                      | \$217                              | \$2,262                 | \$2,431                | \$4,995                 |
| 1100 HQ ATEC                  | 101                     | \$679                              | \$2,246                 | \$2,098                | \$9,673                 |
| 1101 ATEC AEC                 | 166                     | \$19                               | \$2,184                 | \$2,252                | \$3,892                 |
| 1110 ATEC YPG                 | 41                      | \$21                               | \$1,697                 | \$1,410                | \$5,294                 |
| 1111 ATEC ATC                 | 253                     | \$18                               | \$1,669                 | \$1,636                | \$4,108                 |
| 1120 ATEC OTC                 | 76                      | \$370                              | \$1,732                 | \$1,845                | \$2,809                 |
| 1210 AMCOM Command Staff      | 21                      | \$380                              | \$2,398                 | \$2,326                | \$3,659                 |
| 1211 AMCOM G Staff            | 32                      | \$324                              | \$2,461                 | \$2,655                | \$3,692                 |
| 1212 AMCOM IG                 | 4                       | \$2,294                            | \$2,539                 | \$2,518                | \$2,825                 |
| 1213 AMCOM IMMC               | 82                      | \$351                              | \$2,291                 | \$2,221                | \$3,618                 |
| 1214 AMCOM SAMD               | 7                       | \$195                              | \$2,145                 | \$2,555                | \$3,562                 |
| 1215 AMCOM AID                | 24                      | \$643                              | \$2,337                 | \$2,509                | \$3,722                 |
| 1216 AMCOM TMDE               | 17                      | \$781                              | \$2,608                 | \$2,611                | \$3,666                 |
| 1230 SMDC/ARSTRAT Supervisors | 42                      | \$196                              | \$2,185                 | \$2,117                | \$5,099                 |
| 1231 SMDC/ARSTRAT FWC         | 32                      | \$31                               | \$1,931                 | \$1,973                | \$3,399                 |
| 1232 SMDC/ARSTRAT TC          | 49                      | \$199                              | \$2,089                 | \$1,969                | \$4,313                 |
| 1233 SMDC/ARSTRAT Staff       | 85                      | \$304                              | \$1,874                 | \$1,748                | \$3,359                 |
| 1250 TACOM Command Group      | 2                       | \$1,806                            | \$3,079                 | \$3,079                | \$4,351                 |
| 1251 TACOM Chiefs             | 11                      | \$23                               | \$2,518                 | \$2,006                | \$6,464                 |
| 1252 TACOM ILSC               | 64                      | \$3                                | \$1,867                 | \$1,456                | \$4,150                 |
| 1253 TACOM IG                 | 1                       | \$1,645                            | \$1,645                 | \$1,645                | \$1,645                 |
| 1254 TACOM Legal              | 2                       | \$2,018                            | \$2,018                 | \$2,018                | \$2,018                 |
| 1255 TACOM PM LAV             | 2                       | \$1,070                            | \$2,059                 | \$2,059                | \$3,048                 |
| 1256 TACOM MSO                | 7                       | \$86                               | \$2,002                 | \$2,153                | \$3,937                 |
| 1299 AMSAA                    | 119                     | \$146                              | \$1,774                 | \$1,752                | \$4,732                 |
| 1311 ACC - NJ                 | 16                      | \$924                              | \$2,377                 | \$2,191                | \$4,005                 |
| 1312 ACC - RSA                | 42                      | \$499                              | \$2,881                 | \$2,705                | \$5,735                 |
| 1313 ACC - Warren             | 18                      | \$417                              | \$1,549                 | \$1,537                | \$3,445                 |
| 1314 ACC - Orlando            | 21                      | \$91                               | \$1,863                 | \$1,579                | \$4,448                 |
| 1320 ACC MICC HQ              | 42                      | \$262                              | \$2,457                 | \$2,718                | \$3,272                 |
| 1361 ACC ECC 411 CSB / CCK    | 10                      | \$21                               | \$1,340                 | \$1,369                | \$3,366                 |
| 1399 MEDCOM HCAA              | 32                      | \$281                              | \$1,773                 | \$1,679                | \$2,700                 |
| <b>Overall</b>                | <b>3,207</b>            | <b>\$3</b>                         | <b>\$2,092</b>          | <b>\$2,041</b>         | <b>\$9,673</b>          |

| Army CCAS Results 2016        | Average Amount of CA Payout |                |                |                |
|-------------------------------|-----------------------------|----------------|----------------|----------------|
|                               | CA Minimum (non-zero)       | CA Average     | CA Median      | CA Maximum     |
| <b>Total / Average</b>        | <b>\$12</b>                 | <b>\$1,638</b> | <b>\$1,504</b> | <b>\$7,314</b> |
| 1001 OASA ALT                 | \$32                        | \$1,865        | \$1,753        | \$5,826        |
| 1010 HQ USAASC                | \$12                        | \$1,583        | \$1,584        | \$3,049        |
| 1011 PEO Ammo                 | \$321                       | \$2,018        | \$1,979        | \$4,789        |
| 1012 PEO Aviation             | \$346                       | \$1,543        | \$1,510        | \$2,916        |
| 1013 PEO C3T (BU)             | \$182                       | \$1,544        | \$1,459        | \$3,092        |
| 1014 JPEO CBD                 | \$629                       | \$1,838        | \$1,963        | \$3,624        |
| 1015 PEO CS CSS (BU)          | \$28                        | \$3,220        | \$3,282        | \$6,904        |
| 1016 PEO EIS                  | \$309                       | \$1,682        | \$1,553        | \$4,901        |
| 1017 PEO GCS (BU)             | \$356                       | \$3,391        | \$3,370        | \$7,314        |
| 1018 SOSE&I (BU)              | \$998                       | \$3,411        | \$3,320        | \$5,057        |
| 1019 PEO IEWS                 | \$145                       | \$1,790        | \$1,733        | \$3,445        |
| 1020 PEO MS                   | \$612                       | \$1,927        | \$2,015        | \$3,174        |
| 1021 PEO STRI                 | \$147                       | \$1,446        | \$1,425        | \$3,158        |
| 1022 PEO Soldier              | \$734                       | \$1,829        | \$1,802        | \$3,323        |
| 1024 NGB PARC                 | \$470                       | \$1,273        | \$1,242        | \$2,445        |
| 1025 PEO CS CSS (NBU)         | \$623                       | \$1,693        | \$1,798        | \$3,740        |
| 1027 PEO GCS (NBU)            | \$19                        | \$1,976        | \$1,671        | \$4,120        |
| 1028 SOSE&I (NBU)             | \$790                       | \$1,798        | \$1,771        | \$3,059        |
| 1029 PEO ACWA                 | \$450                       | \$1,528        | \$1,381        | \$2,774        |
| 1030 CDG / AAC Fellows        | \$23                        | \$1,428        | \$1,437        | \$2,122        |
| 1033 PEO C3T (NBU)            | \$531                       | \$1,630        | \$1,588        | \$3,642        |
| 1100 HQ ATEC                  | \$210                       | \$1,584        | \$1,463        | \$7,187        |
| 1101 ATEC AEC                 | \$394                       | \$1,678        | \$1,697        | \$2,933        |
| 1110 ATEC YPG                 | \$205                       | \$1,333        | \$1,165        | \$4,183        |
| 1111 ATEC ATC                 | \$290                       | \$1,349        | \$1,334        | \$3,107        |
| 1120 ATEC OTC                 | \$515                       | \$1,351        | \$1,274        | \$2,877        |
| 1210 AMCOM Command Staff      | \$569                       | \$1,194        | \$1,207        | \$1,765        |
| 1211 AMCOM G Staff            | \$369                       | \$1,163        | \$1,175        | \$1,766        |
| 1212 AMCOM IG                 | \$484                       | \$919          | \$912          | \$1,325        |
| 1213 AMCOM IMMC               | \$523                       | \$1,113        | \$1,078        | \$1,809        |
| 1214 AMCOM SAMD               | \$686                       | \$1,116        | \$1,108        | \$1,670        |
| 1215 AMCOM AID                | \$400                       | \$1,066        | \$1,012        | \$1,618        |
| 1216 AMCOM TMDE               | \$421                       | \$1,092        | \$1,023        | \$1,702        |
| 1230 SMDC/ARSTRAT Supervisors | \$317                       | \$1,509        | \$1,443        | \$3,191        |
| 1231 SMDC/ARSTRAT FWC         | \$503                       | \$1,231        | \$1,178        | \$2,181        |
| 1232 SMDC/ARSTRAT TC          | \$113                       | \$1,299        | \$1,218        | \$2,471        |
| 1233 SMDC/ARSTRAT Staff       | \$47                        | \$1,064        | \$1,025        | \$2,116        |
| 1250 TACOM Command Group      | \$353                       | \$1,459        | \$1,545        | \$3,232        |
| 1251 TACOM Chiefs             | \$619                       | \$1,643        | \$1,551        | \$4,827        |
| 1252 TACOM ILSC               | \$452                       | \$1,649        | \$1,591        | \$3,509        |
| 1253 TACOM IG                 | \$1,235                     | \$1,482        | \$1,303        | \$1,907        |
| 1254 TACOM Legal              | \$674                       | \$1,846        | \$1,824        | \$2,409        |
| 1255 TACOM PM LAV             | \$910                       | \$1,566        | \$1,606        | \$2,278        |
| 1256 TACOM MSO                | \$1,025                     | \$1,793        | \$1,756        | \$2,922        |
| 1299 AMSAA                    | \$190                       | \$1,530        | \$1,527        | \$3,566        |
| 1311 ACC - NJ                 | \$1,108                     | \$1,861        | \$1,803        | \$3,055        |
| 1312 ACC - RSA                | \$391                       | \$1,769        | \$1,737        | \$4,014        |
| 1313 ACC - Warren             | \$136                       | \$1,653        | \$1,670        | \$4,006        |
| 1314 ACC - Orlando            | \$427                       | \$1,326        | \$1,295        | \$3,056        |
| 1320 ACC MICC HQ              | \$226                       | \$1,587        | \$1,626        | \$5,179        |
| 1361 ACC ECC 411 CSB / CCK    | \$440                       | <b>\$1,088</b> | <b>\$1,087</b> | <b>\$2,239</b> |
| 1399 MEDCOM HCAA              | \$159                       | \$1,068        | \$1,013        | \$3,337        |
| <b>Overall</b>                | <b>\$12</b>                 | <b>\$1,638</b> | <b>\$1,504</b> | <b>\$7,314</b> |

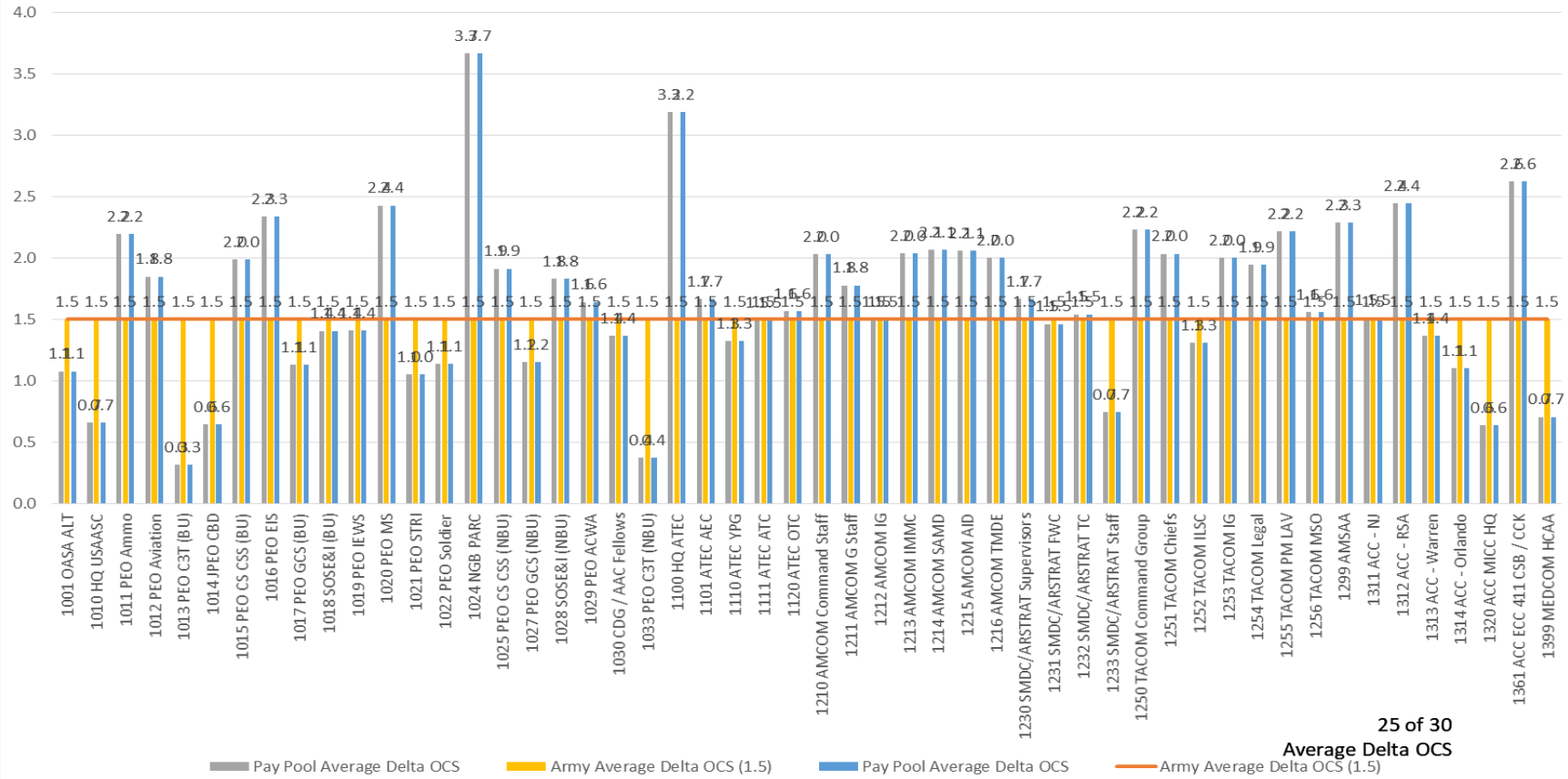
| Army CCAS Results 2016        | Average Amount of Total Award  |                     |                    |                     |
|-------------------------------|--------------------------------|---------------------|--------------------|---------------------|
|                               | Total Award Minimum (non-zero) | Total Award Average | Total Award Median | Total Award Maximum |
| <b>Total / Average</b>        | <b>\$12</b>                    | <b>\$2,444</b>      | <b>\$1,996</b>     | <b>\$16,860</b>     |
| 1001 OASA ALT                 | \$53                           | \$3,466             | \$3,438            | \$13,693            |
| 1010 HQ USAASC                | \$12                           | \$2,349             | \$2,013            | \$4,759             |
| 1011 PEO Ammo                 | \$736                          | \$3,970             | \$4,132            | \$10,987            |
| 1012 PEO Aviation             | \$346                          | \$2,705             | \$2,388            | \$6,482             |
| 1013 PEO C3T (BU)             | \$364                          | \$2,492             | \$1,807            | \$7,094             |
| 1014 JPEO CBD                 | \$629                          | \$2,876             | \$2,255            | \$9,527             |
| 1015 PEO CS CSS (BU)          | \$28                           | \$3,510             | \$3,773            | \$8,504             |
| 1016 PEO EIS                  | \$309                          | \$2,321             | \$2,008            | \$8,097             |
| 1017 PEO GCS (BU)             | \$560                          | \$3,784             | \$3,728            | \$8,467             |
| 1018 SOSE&I (BU)              | \$1,336                        | \$3,953             | \$3,575            | \$7,592             |
| 1019 PEO IEWS                 | \$340                          | \$2,278             | \$2,078            | \$7,384             |
| 1020 PEO MS                   | \$612                          | \$2,958             | \$2,177            | \$7,676             |
| 1021 PEO STRI                 | \$333                          | \$2,506             | \$2,711            | \$7,749             |
| 1022 PEO Soldier              | \$1,187                        | \$3,349             | \$3,528            | \$7,794             |
| 1024 NGB PARC                 | \$756                          | \$2,342             | \$1,934            | \$5,345             |
| 1025 PEO CS CSS (NBU)         | \$82                           | \$2,034             | \$2,071            | \$4,766             |
| 1027 PEO GCS (NBU)            | \$19                           | \$2,836             | \$2,605            | \$6,451             |
| 1028 SOSE&I (NBU)             | \$790                          | \$2,565             | \$1,902            | \$7,258             |
| 1029 PEO ACWA                 | \$450                          | \$2,194             | \$1,617            | \$6,634             |
| 1030 CDG / AAC Fellows        | \$23                           | \$2,381             | \$2,119            | \$4,940             |
| 1033 PEO C3T (NBU)            | \$632                          | \$2,754             | \$2,150            | \$8,637             |
| 1100 HQ ATEC                  | \$210                          | \$2,654             | \$2,161            | \$16,860            |
| 1101 ATEC AEC                 | \$394                          | \$2,891             | \$2,685            | \$6,825             |
| 1110 ATEC YPG                 | \$205                          | \$1,705             | \$1,309            | \$9,088             |
| 1111 ATEC ATC                 | \$290                          | \$2,054             | \$1,707            | \$7,215             |
| 1120 ATEC OTC                 | \$570                          | \$2,190             | \$1,838            | \$4,856             |
| 1210 AMCOM Command Staff      | \$612                          | \$2,675             | \$2,502            | \$5,369             |
| 1211 AMCOM G Staff            | \$369                          | \$2,338             | \$1,568            | \$5,422             |
| 1212 AMCOM IG                 | \$484                          | \$2,189             | \$2,059            | \$4,150             |
| 1213 AMCOM IMMC               | \$523                          | \$2,081             | \$1,353            | \$5,331             |
| 1214 AMCOM SAMD               | \$692                          | \$1,585             | \$1,152            | \$5,232             |
| 1215 AMCOM AID                | \$1,003                        | \$2,715             | \$2,793            | \$5,340             |
| 1216 AMCOM TMDE               | \$586                          | \$2,359             | \$1,408            | \$5,368             |
| 1230 SMDC/ARSTRAT Supervisors | \$619                          | \$2,226             | \$1,770            | \$8,169             |
| 1231 SMDC/ARSTRAT FWC         | \$503                          | \$1,825             | \$1,437            | \$5,338             |
| 1232 SMDC/ARSTRAT TC          | \$312                          | \$2,221             | \$1,820            | \$6,763             |
| 1233 SMDC/ARSTRAT Staff       | \$47                           | \$1,444             | \$1,151            | \$5,279             |
| 1250 TACOM Command Group      | \$353                          | \$1,933             | \$1,613            | \$7,583             |
| 1251 TACOM Chiefs             | \$619                          | \$2,089             | \$1,682            | \$11,291            |
| 1252 TACOM ILSC               | \$742                          | \$2,200             | \$1,918            | \$7,254             |
| 1253 TACOM IG                 | \$1,303                        | \$2,030             | \$1,907            | \$2,880             |
| 1254 TACOM Legal              | \$674                          | \$2,083             | \$2,064            | \$3,523             |
| 1255 TACOM PM LAV             | \$910                          | \$1,860             | \$1,613            | \$5,326             |
| 1256 TACOM MSO                | \$1,040                        | \$2,312             | \$1,967            | \$6,859             |
| 1299 AMSAA                    | \$190                          | \$2,246             | \$2,023            | \$8,298             |
| 1311 ACC - NJ                 | \$1,108                        | \$2,455             | \$1,879            | \$7,060             |
| 1312 ACC - RSA                | \$391                          | \$2,786             | \$1,970            | \$9,749             |
| 1313 ACC - Warren             | \$136                          | \$1,921             | \$1,773            | \$5,979             |
| 1314 ACC - Orlando            | \$427                          | \$1,602             | \$1,373            | \$7,504             |
| 1320 ACC MICC HQ              | \$226                          | \$2,167             | \$1,850            | \$7,444             |
| 1361 ACC ECC 411 CSB / CCK    | \$440                          | <b>\$1,341</b>      | <b>\$1,199</b>     | <b>\$5,376</b>      |
| 1399 MEDCOM HCAA              | \$159                          | \$1,343             | \$1,076            | \$5,842             |
| <b>Overall</b>                | <b>\$12</b>                    | <b>\$2,444</b>      | <b>\$1,996</b>     | <b>\$16,860</b>     |

| Army CCAS Results 2016        | Career Path & Broadband Level Employee Count |             |             |             |          |           |           |            |            |            |            |  |
|-------------------------------|--|-------------|-------------|-------------|----------|-----------|-----------|------------|------------|------------|------------|--|
|                               | NH-2   | NH-3        | NH-4        | NH Total    | NJ-2     | NJ-3      | NJ-4      | NJ Total   | NK-2       | NK-3       | NK Total   |  |
|                               | 435  | 4291        | 3342        | 8068        | 3        | 70        | 80        | 153        | 173        | 113        | 286        |  |
| <b>Total / Average</b>        | <b>435</b>                                   | <b>4291</b> | <b>3342</b> | <b>8068</b> | <b>3</b> | <b>70</b> | <b>80</b> | <b>153</b> | <b>173</b> | <b>113</b> | <b>286</b> |  |
| 1001 OASA ALT                 | 11   | 57          | 182         | 250         | 0        | 0         | 0         | 0          | 2          | 3          | 5          |  |
| 1010 HQ USAASC                | 1  | 60          | 31          | 92          | 0        | 0         | 0         | 0          | 0          | 0          | 0          |  |
| 1011 PEO Ammo                 | 2  | 8           | 152         | 162         | 0        | 0         | 0         | 0          | 0          | 0          | 0          |  |
| 1012 PEO Aviation             | 18   | 312         | 194         | 524         | 0        | 0         | 0         | 0          | 11         | 6          | 17         |  |
| 1013 PEO C3T (BU)             | 17   | 134         | 77          | 228         | 0        | 0         | 0         | 0          | 10         | 0          | 10         |  |
| 1014 JPEO CBD                 | 6  | 80          | 126         | 212         | 0        | 0         | 0         | 0          | 3          | 2          | 5          |  |
| 1015 PEO CS CSS (BU)          | 16   | 222         | 59          | 297         | 0        | 0         | 0         | 0          | 19         | 6          | 25         |  |
| 1016 PEO EIS                  | 29   | 317         | 250         | 596         | 1        | 0         | 0         | 1          | 2          | 1          | 3          |  |
| 1017 PEO GCS (BU)             | 12   | 63          | 65          | 140         | 0        | 0         | 0         | 0          | 16         | 5          | 21         |  |
| 1018 SOSE&I (BU)              | 3  | 30          | 17          | 50          | 0        | 0         | 0         | 0          | 1          | 2          | 3          |  |
| 1019 PEO IEWS                 | 12   | 84          | 165         | 261         | 0        | 0         | 0         | 0          | 2          | 2          | 4          |  |
| 1020 PEO MS                   | 3  | 6           | 95          | 104         | 0        | 0         | 0         | 0          | 0          | 0          | 0          |  |
| 1021 PEO STRI                 | 27   | 351         | 89          | 467         | 0        | 0         | 0         | 0          | 11         | 7          | 18         |  |
| 1022 PEO Soldier              | 1  | 80          | 106         | 187         | 0        | 0         | 0         | 0          | 0          | 1          | 1          |  |
| 1024 NGB PARC                 | 0  | 2           | 4           | 6           | 0        | 0         | 0         | 0          | 0          | 0          | 0          |  |
| 1025 PEO CS CSS (NBU)         | 7  | 49          | 108         | 164         | 0        | 0         | 1         | 1          | 4          | 0          | 4          |  |
| 1027 PEO GCS (NBU)            | 0  | 5           | 88          | 93          | 0        | 0         | 0         | 0          | 0          | 0          | 0          |  |
| 1028 SOSE&I (NBU)             | 0  | 10          | 37          | 47          | 0        | 0         | 0         | 0          | 0          | 0          | 0          |  |
| 1029 PEO ACWA                 | 4  | 54          | 37          | 95          | 0        | 2         | 0         | 2          | 3          | 4          | 7          |  |
| 1030 CDG / AAC Fellows        | 0  | 11          | 0           | 11          | 0        | 0         | 0         | 0          | 0          | 0          | 0          |  |
| 1033 PEO C3T (NBU)            | 35   | 50          | 91          | 176         | 0        | 0         | 0         | 0          | 0          | 0          | 0          |  |
| 1100 HQ ATEC                  | 14   | 113         | 77          | 204         | 0        | 0         | 0         | 0          | 5          | 10         | 15         |  |
| 1101 ATEC AEC                 | 2  | 152         | 139         | 293         | 0        | 0         | 0         | 0          | 0          | 8          | 8          |  |
| 1110 ATEC YPG                 | 16   | 138         | 33          | 187         | 0        | 1         | 3         | 4          | 1          | 0          | 1          |  |
| 1111 ATEC ATC                 | 35   | 366         | 47          | 448         | 0        | 67        | 71        | 138        | 15         | 6          | 21         |  |
| 1120 ATEC OTC                 | 10   | 114         | 22          | 146         | 2        | 0         | 0         | 2          | 10         | 0          | 10         |  |
| 1210 AMCOM Command Staff      | 3  | 3           | 26          | 32          | 0        | 0         | 0         | 0          | 0          | 3          | 3          |  |
| 1211 AMCOM G Staff            | 0  | 11          | 54          | 65          | 0        | 0         | 0         | 0          | 1          | 1          | 2          |  |
| 1212 AMCOM IG                 | 1  | 6           | 1           | 8           | 0        | 0         | 0         | 0          | 0          | 0          | 0          |  |
| 1213 AMCOM IMMC               | 0  | 73          | 124         | 197         | 0        | 0         | 0         | 0          | 0          | 0          | 0          |  |
| 1214 AMCOM SAMD               | 1  | 0           | 31          | 32          | 0        | 0         | 0         | 0          | 0          | 0          | 0          |  |
| 1215 AMCOM AID                | 2  | 17          | 14          | 33          | 0        | 0         | 0         | 0          | 1          | 1          | 2          |  |
| 1216 AMCOM TMDE               | 0  | 14          | 18          | 32          | 0        | 0         | 4         | 4          | 0          | 0          | 0          |  |
| 1230 SMDC/ARSTRAT Supervisors | 0  | 32          | 96          | 128         | 0        | 0         | 0         | 0          | 1          | 0          | 1          |  |
| 1231 SMDC/ARSTRAT FWC         | 8  | 75          | 18          | 101         | 0        | 0         | 0         | 0          | 2          | 2          | 4          |  |
| 1232 SMDC/ARSTRAT TC          | 2  | 65          | 39          | 106         | 0        | 0         | 0         | 0          | 4          | 2          | 6          |  |
| 1233 SMDC/ARSTRAT Staff       | 44   | 312         | 31          | 387         | 0        | 0         | 1         | 1          | 33         | 7          | 40         |  |
| 1250 TACOM Command Group      | 1  | 6           | 5           | 12          | 0        | 0         | 0         | 0          | 1          | 0          | 1          |  |
| 1251 TACOM Chiefs             | 3  | 24          | 33          | 60          | 0        | 0         | 0         | 0          | 1          | 1          | 2          |  |
| 1252 TACOM ILSC               | 5  | 125         | 87          | 217         | 0        | 0         | 0         | 0          | 1          | 1          | 2          |  |
| 1253 TACOM IG                 | 0  | 3           | 0           | 3           | 0        | 0         | 0         | 0          | 0          | 0          | 0          |  |
| 1254 TACOM Legal              | 1  | 2           | 14          | 17          | 0        | 0         | 0         | 0          | 0          | 0          | 0          |  |
| 1255 TACOM PM LAV             | 1  | 7           | 6           | 14          | 0        | 0         | 0         | 0          | 0          | 0          | 0          |  |
| 1256 TACOM MSO                | 1  | 5           | 21          | 27          | 0        | 0         | 0         | 0          | 0          | 0          | 0          |  |
| 1299 AMSAA                    | 19   | 190         | 81          | 290         | 0        | 0         | 0         | 0          | 2          | 5          | 7          |  |
| 1311 ACC - NJ                 | 0  | 3           | 61          | 64          | 0        | 0         | 0         | 0          | 0          | 0          | 0          |  |
| 1312 ACC - RSA                | 1  | 30          | 95          | 126         | 0        | 0         | 0         | 0          | 1          | 2          | 3          |  |
| 1313 ACC - Warren             | 2  | 75          | 32          | 109         | 0        | 0         | 0         | 0          | 0          | 2          | 2          |  |
| 1314 ACC - Orlando            | 3  | 107         | 33          | 143         | 0        | 0         | 0         | 0          | 2          | 1          | 3          |  |
| 1320 ACC MICC HQ              | 9  | 79          | 97          | 185         | 0        | 0         | 0         | 0          | 0          | 0          | 0          |  |
| 1361 ACC ECC 411 CSB / CCK    | 17   | 32          | 5           | 54          | 0        | 0         | 0         | 0          | 0          | 2          | 2          |  |
| 1399 MEDCOM HCAA              | 30   | 127         | 29          | 186         | 0        | 0         | 0         | 0          | 8          | 20         | 28         |  |
| <b>Overall</b>                | <b>435</b>                                   | <b>4291</b> | <b>3342</b> | <b>8068</b> | <b>3</b> | <b>70</b> | <b>80</b> | <b>153</b> | <b>173</b> | <b>113</b> | <b>286</b> |  |

| Army CCAS Results 2016        | Career Path & Broadband Level Average OCS |           |           |           |           |           |           |           |
|-------------------------------|---|-----------|-----------|-----------|-----------|-----------|-----------|-----------|
|                               | NH-2                                      | NH-3      | NH-4      | NJ-2      | NJ-3      | NJ-4      | NK-2      | NK-3      |
| <b>Total / Average</b>        | <b>59</b>                                 | <b>78</b> | <b>94</b> | <b>43</b> | <b>63</b> | <b>75</b> | <b>41</b> | <b>52</b> |
| 1001 OASA ALT                 | 64  | 76        | 96        |           |           |           | 46        | 58        |
| 1010 HQ USAASC                | 66  | 77        | 94        |           |           |           |           |           |
| 1011 PEO Ammo                 | 67  | 78        | 95        |           |           |           |           |           |
| 1012 PEO Aviation             | 56  | 80        | 95        |           |           |           | 46        | 61        |
| 1013 PEO C3T (BU)             | 59  | 76        | 93        |           |           |           | 39        |           |
| 1014 JPEO CBD                 | 58  | 79        | 97        |           |           |           | 46        | 62        |
| 1015 PEO CS CSS (BU)          | 58  | 78        | 91        |           |           |           | 40        | 49        |
| 1016 PEO EIS                  | 58  | 79        | 95        | 52        |           |           | 48        | 61        |
| 1017 PEO GCS (BU)             | 57  | 77        | 93        |           |           |           | 40        | 46        |
| 1018 SOSE&I (BU)              | 65  | 75        | 95        |           |           |           | 45        | 54        |
| 1019 PEO IEWS                 | 53  | 78        | 94        |           |           |           | 44        | 55        |
| 1020 PEO MS                   | 67  | 82        | 97        |           |           |           |           |           |
| 1021 PEO STRI                 | 59  | 80        | 96        |           |           |           | 44        | 53        |
| 1022 PEO Soldier              | 57  | 81        | 95        |           |           |           |           | 60        |
| 1024 NGB PARC                 |   | 83        | 101       |           |           |           |           |           |
| 1025 PEO CS CSS (NBU)         | 61  | 78        | 94        |           |           | 83        | 46        |           |
| 1027 PEO GCS (NBU)            |   | 82        | 96        |           |           |           |           |           |
| 1028 SOSE&I (NBU)             |   | 75        | 95        |           |           |           |           |           |
| 1029 PEO ACWA                 | 57  | 78        | 94        |           | 66        |           | 40        | 48        |
| 1030 CDG / AAC Fellows        |   | 82        |           |           |           |           |           |           |
| 1033 PEO C3T (NBU)            | 62  | 76        | 95        |           |           |           |           |           |
| 1100 HQ ATEC                  | 62  | 78        | 96        |           |           |           | 44        | 53        |
| 1101 ATEC AEC                 | 57  | 79        | 94        |           |           |           |           | 54        |
| 1110 ATEC YPG                 | 62  | 74        | 94        |           | 59        | 74        | 46        |           |
| 1111 ATEC ATC                 | 64  | 75        | 94        |           | 63        | 75        | 45        | 53        |
| 1120 ATEC OTC                 | 54  | 80        | 94        | 38        |           |           | 43        |           |
| 1210 AMCOM Command Staff      | 62  | 83        | 98        |           |           |           |           | 59        |
| 1211 AMCOM G Staff            |   | 77        | 95        |           |           |           | 48        | 47        |
| 1212 AMCOM IG                 | 53  | 78        | 101       |           |           |           |           |           |
| 1213 AMCOM IMMC               |   | 81        | 93        |           |           |           |           |           |
| 1214 AMCOM SAMD               | 62  |           | 91        |           |           |           |           |           |
| 1215 AMCOM AID                | 62  | 83        | 98        |           |           |           | 47        | 45        |
| 1216 AMCOM TMDE               |   | 78        | 96        |           |           | 74        |           |           |
| 1230 SMDC/ARSTRAT Supervisors |   | 81        | 95        |           |           |           | 34        |           |
| 1231 SMDC/ARSTRAT FWC         | 59  | 81        | 93        |           |           |           | 45        | 49        |
| 1232 SMDC/ARSTRAT TC          | 68  | 80        | 94        |           |           |           | 44        | 55        |
| 1233 SMDC/ARSTRAT Staff       | 60  | 75        | 91        |           |           | 67        | 34        | 51        |
| 1250 TACOM Command Group      | 53  | 71        | 98        |           |           |           | 38        |           |
| 1251 TACOM Chiefs             | 55  | 77        | 95        |           |           |           | 44        | 55        |
| 1252 TACOM ILSC               | 58  | 81        | 92        |           |           |           | 35        | 53        |
| 1253 TACOM IG                 |   | 80        |           |           |           |           |           |           |
| 1254 TACOM Legal              | 53  | 75        | 96        |           |           |           |           |           |
| 1255 TACOM PM LAV             | 46  | 78        | 93        |           |           |           |           |           |
| 1256 TACOM MSO                | 57  | 76        | 94        |           |           |           |           |           |
| 1299 AMSAA                    | 58  | 78        | 94        |           |           |           | 42        | 48        |
| 1311 ACC - NJ                 |   | 81        | 90        |           |           |           |           |           |
| 1312 ACC - RSA                | 54  | 75        | 95        |           |           |           | 31        | 50        |
| 1313 ACC - Warren             | 56  | 79        | 93        |           |           |           |           | 48        |
| 1314 ACC - Orlando            | 54  | 73        | 90        |           |           |           | 37        | 47        |
| 1320 ACC MICC HQ              | 54  | 77        | 92        |           |           |           |           |           |
| 1361 ACC ECC 411 CSB / CCK    | 60  | 77        | 97        |           |           |           |           | 42        |
| 1399 MEDCOM HCAA              | 58  | 73        | 90        |           |           |           | 42        | 51        |
| <b>Overall</b>                | <b>59</b>                                 | <b>78</b> | <b>94</b> | <b>43</b> | <b>63</b> | <b>75</b> | <b>41</b> | <b>52</b> |

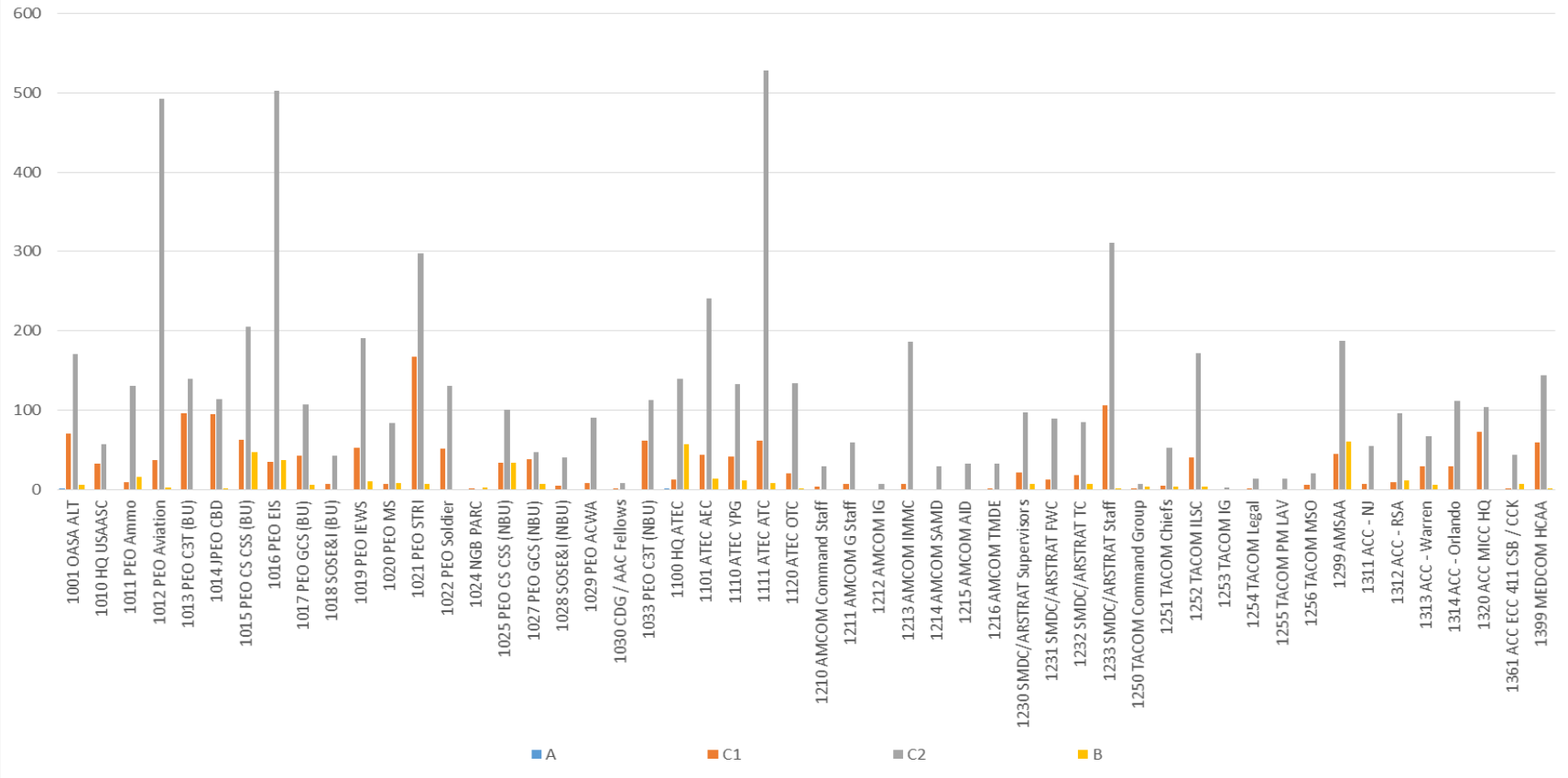
| Army CCAS Results 2016        | Career Path & Broadband Level Average Delta OCS |            |            |            |            |            |            |            |
|-------------------------------|---|------------|------------|------------|------------|------------|------------|------------|
|                               | NH-2  | NH-3       | NH-4       | NJ-2       | NJ-3       | NJ-4       | NK-2       | NK-3       |
| <b>Total / Average</b>        | <b>1.4</b>                                      | <b>1.5</b> | <b>1.6</b> | <b>1.0</b> | <b>1.4</b> | <b>1.1</b> | <b>1.1</b> | <b>1.6</b> |
| 1001 OASA ALT                 | 0.6   | 1.5        | 1.0        |            |            |            | 0.0        | 0.0        |
| 1010 HQ USAASC                | 0.0   | 0.6        | 0.8        |            |            |            |            |            |
| 1011 PEO Ammo                 | 1.5   | 1.9        | 2.2        |            |            |            |            |            |
| 1012 PEO Aviation             | 1.9   | 1.8        | 2.0        |            |            |            | 1.5        | 0.5        |
| 1013 PEO C3T (BU)             | 0.3   | 0.4        | 0.1        |            |            |            | 0.0        |            |
| 1014 JPEO CBD                 | 2.0   | 0.9        | 0.4        |            |            |            | 0.3        | 1.0        |
| 1015 PEO CS CSS (BU)          | 2.7   | 1.9        | 1.9        |            |            |            | 2.1        | 2.8        |
| 1016 PEO EIS                  | 1.9   | 2.2        | 2.5        | 1.0        |            |            | 2.0        | 2.0        |
| 1017 PEO GCS (BU)             | 1.6   | 1.0        | 1.0        |            |            |            | 1.3        | 2.2        |
| 1018 SOSE&I (BU)              | 1.3   | 1.8        | 0.8        |            |            |            | -1.0       | 2.5        |
| 1019 PEO IEWS                 | 2.3   | 1.5        | 1.3        |            |            |            | -0.5       | 0.5        |
| 1020 PEO MS                   | 2.7   | 2.5        | 2.4        |            |            |            |            |            |
| 1021 PEO STRI                 | 1.9   | 1.0        | 1.0        |            |            |            | 1.4        | 1.1        |
| 1022 PEO Soldier              | 2.0   | 1.4        | 0.9        |            |            |            |            | 4.0        |
| 1024 NGB PARC                 |   | 0.0        | 5.5        |            |            |            |            |            |
| 1025 PEO CS CSS (NBU)         | 0.9   | 1.7        | 2.2        |            |            | 0.0        | 0.0        |            |
| 1027 PEO GCS (NBU)            |   | 1.2        | 1.1        |            |            |            |            |            |
| 1028 SOSE&I (NBU)             |   | 1.2        | 2.0        |            |            |            |            |            |
| 1029 PEO ACWA                 | 1.5   | 1.2        | 2.3        |            | 2.0        |            | 1.0        | 1.0        |
| 1030 CDG / AAC Fellows        |   | 1.4        |            |            |            |            |            |            |
| 1033 PEO C3T (NBU)            | 0.2   | 0.3        | 0.5        |            |            |            |            |            |
| 1100 HQ ATEC                  | 4.2   | 2.9        | 3.2        |            |            |            | 3.8        | 4.6        |
| 1101 ATEC AEC                 | 0.5   | 2.2        | 1.1        |            |            |            |            | 2.3        |
| 1110 ATEC YPG                 | 2.0   | 1.2        | 1.7        |            | 2.0        | 0.7        | 0.0        |            |
| 1111 ATEC ATC                 | 1.1   | 1.6        | 1.5        |            | 1.4        | 1.1        | 1.7        | 2.7        |
| 1120 ATEC OTC                 | 2.3   | 1.4        | 2.1        | 1.0        |            |            | 1.1        |            |
| 1210 AMCOM Command Staff      | 2.0   | 2.3        | 2.0        |            |            |            |            | 1.7        |
| 1211 AMCOM G Staff            |   | 1.6        | 1.8        |            |            |            | 2.0        | 0.0        |
| 1212 AMCOM IG                 | 1.0   | 1.7        | 1.0        |            |            |            |            |            |
| 1213 AMCOM IMMC               |   | 1.8        | 2.2        |            |            |            |            |            |
| 1214 AMCOM SAMD               | 2.0   |            | 2.1        |            |            |            |            |            |
| 1215 AMCOM AID                | 3.0   | 2.1        | 2.0        |            |            |            | 1.0        | 3.0        |
| 1216 AMCOM TMDE               |   | 1.5        | 2.4        |            |            | 2.0        |            |            |
| 1230 SMDC/ARSTRAT Supervisors |   | 1.3        | 1.8        |            |            |            | 0.0        |            |
| 1231 SMDC/ARSTRAT FWC         | 1.9   | 1.4        | 1.6        |            |            |            | 1.0        | 1.0        |
| 1232 SMDC/ARSTRAT TC          | 2.5   | 1.7        | 1.2        |            |            |            | 2.0        | 2.0        |
| 1233 SMDC/ARSTRAT Staff       | 0.8   | 0.8        | 0.4        |            |            | 0.0        | 0.5        | 0.3        |
| 1250 TACOM Command Group      | 1.0   | 3.0        | 2.0        |            |            |            | 0.0        |            |
| 1251 TACOM Chiefs             | 1.3   | 2.0        | 2.1        |            |            |            | 3.0        | 3.0        |
| 1252 TACOM ILSC               | 1.4   | 1.2        | 1.5        |            |            |            | 2.0        | 5.0        |
| 1253 TACOM IG                 |   | 2.0        |            |            |            |            |            |            |
| 1254 TACOM Legal              | 1.0   | 3.0        | 1.9        |            |            |            |            |            |
| 1255 TACOM PM LAV             | 3.0   | 2.3        | 2.0        |            |            |            |            |            |
| 1256 TACOM MSO                | 2.0   | 1.6        | 1.5        |            |            |            |            |            |
| 1299 AMSAA                    | 2.4   | 2.9        | 1.0        |            |            |            | 0.5        | 1.4        |
| 1311 ACC - NJ                 |   | 3.0        | 1.4        |            |            |            |            |            |
| 1312 ACC - RSA                | 1.0   | 2.2        | 2.6        |            |            |            | 3.0        | 1.0        |
| 1313 ACC - Warren             | -1.0  | 1.7        | 0.7        |            |            |            |            | 3.5        |
| 1314 ACC - Orlando            | 2.3   | 1.1        | 1.2        |            |            |            | 0.5        | 1.0        |
| 1320 ACC MICC HQ              | 0.9   | 0.7        | 0.6        |            |            |            |            |            |
| 1361 ACC ECC 411 CSB / CCK    | 2.4   | 2.7        | 3.2        |            |            |            |            | 0.0        |
| 1399 MEDCOM HCAA              | 0.0   | 0.9        | 1.2        |            |            |            | 0.1        | 0.3        |
| <b>Overall</b>                | <b>1.4</b>                                      | <b>1.5</b> | <b>1.6</b> | <b>1.0</b> | <b>1.4</b> | <b>1.1</b> | <b>1.1</b> | <b>1.6</b> |

### Average Delta OCS

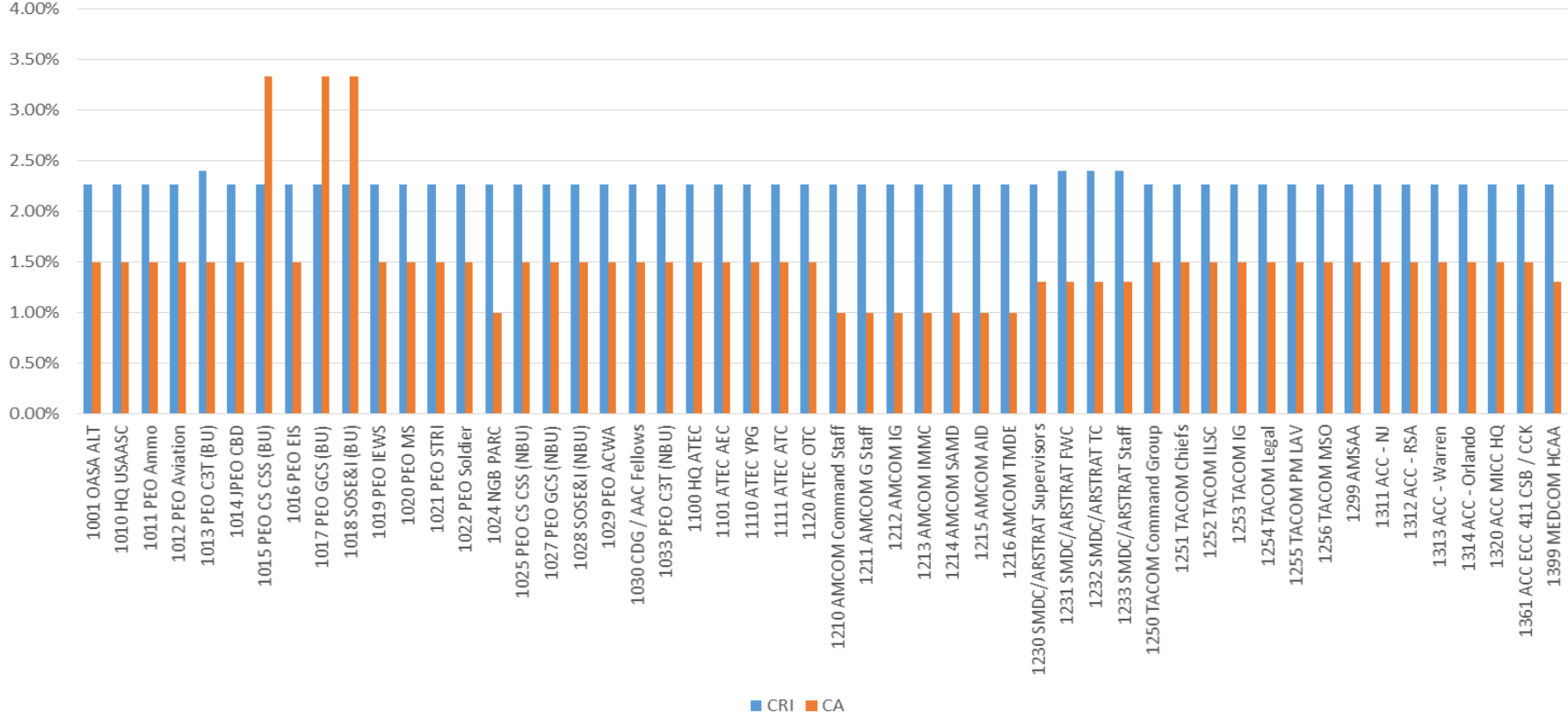




### Rail Positions



### Funding Levels



Delta OCS

